

Daily Summary for Amman Stock Exchange

1- VALUE TRADED (JD)

	2018	2019	NET CHANGE	CHANGE (%)
Daily	7,854,882	2,518,458	-5,336,424	-67.94%
Cumulative(3/3-17/3)	62,004,740	48,350,529	-13,654,211	-22.02%
Cumulative(2/1-17/3)	314,947,112	236,449,064	-78,498,048	-24.92%

2- NO. OF SHARES TRADED

	2018	2019	NET CHANGE	CHANGE (%)
Daily	4,600,115	2,994,893	-1,605,222	-34.90%
Cumulative(3/3-17/3)	50,232,173	46,747,300	-3,484,873	-6.94%
Cumulative(2/1-17/3)	264,081,434	192,977,910	-71,103,524	-26.92%

3- NO. OF TRANSACTIONS

	2018	2019	NET CHANGE	CHANGE (%)
Daily	2,640	1,638	-1,002	-37.95%
Cumulative(3/3-17/3)	24,606	21,930	-2,676	-10.88%
Cumulative(2/1-17/3)	121,292	97,277	-24,015	-19.80%

4- SOME FINANCIAL RATIOS FOR THE ASE (17/3/2019)

SECTOR	P/E	P/BV	DIVIDEND YIELD (%)	TURNOVER (%)
FINANCIAL	13.024	1.107	5.121	0.054
SERVICES	16.484	1.194	5.337	0.013
INDUSTRY	56.399	1.342	3.396	0.054
OVERALL	14.969	1.184	4.952	0.045

5- STOCK PRICE INDEX WEIGHTED BY FREE FLOAT MARKET CAPITALIZATION (1999=1000)

	THURSDAY 14/03/2019	SUNDAY 17/03/2019	% CHANGE	
			DAY BEFORE	YTD
GENERAL	1983.7	1975.3	-0.42%	3.48%
FINANCIAL	2743.6	2732.5	-0.40%	3.01%
SERVICES	1310.6	1302.9	-0.59%	1.81%
INDUSTRY	1965.2	1963.4	-0.09%	4.29%

6- STOCK PRICE INDEX WEIGHTED BY MARKET CAPITALIZATION (1991=1000)

	THURSDAY 14/03/2019	SUNDAY 17/03/2019	% CHANGE	
			DAY BEFORE	YTD
GENERAL	3914.8	3900.4	-0.37%	2.72%
BANKS	8439.1	8397.3	-0.49%	1.84%
INSURANCE	1354.7	1359.1	0.33%	-1.26%
SERVICES	807.3	804.7	-0.32%	0.99%
INDUSTRY	2469.8	2468.9	-0.04%	6.82%

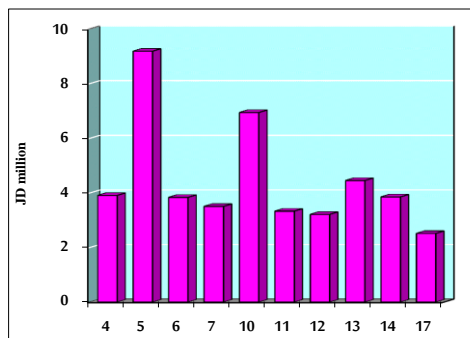
7- STOCK PRICE MARKET INDEX WEIGHTED BY FREE FLOAT MARKET CAP. (2012=1000)

	THURSDAY 14/03/2019	SUNDAY 17/03/2019	% CHANGE	
			DAY BEFORE	YTD
FIRST MARKET	1054.6	1049.2	-0.51%	3.75%
SECOND MARKET	865.3	865.5	0.02%	4.07%

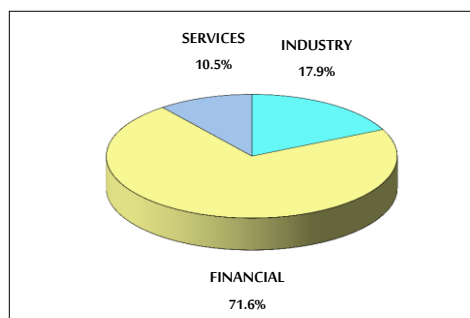
8- MARKET CAPITALIZATION (JD)

ASE MARKET CAPITALIZATION	16,520,039,432	16,464,677,007	-0.34%	2.12%
---------------------------	----------------	----------------	--------	-------

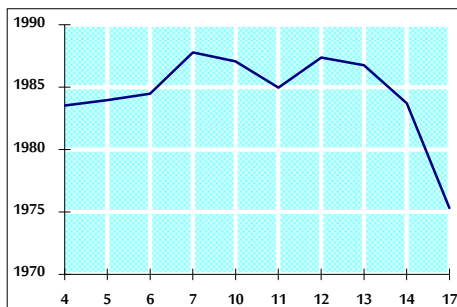
VALUE TRADED FROM 4/3 TO 17/3/2019



VALUE TRADED BY SECTOR SUNDAY 17/3/2019



GENERAL FREE FLOAT PRICE INDEX FROM 4/3 TO 17/3/2019



GENERAL PRICE INDEX FROM 4/3 TO 17/3/2019

