

## Daily Summary for Amman Stock Exchange

### 1- VALUE TRADED ( JD )

	2018	2019	NET CHANGE	CHANGE ( % )
Daily	3,843,244	4,622,609	779,365	20.28%
Cumulative(3/3-19/3)	70,154,571	56,879,413	-13,275,158	-18.92%
Cumulative(2/1-19/3)	323,096,943	244,977,948	-78,118,995	-24.18%

### 2- NO. OF SHARES TRADED

	2018	2019	NET CHANGE	CHANGE ( % )
Daily	3,417,738	4,462,937	1,045,199	30.58%
Cumulative(3/3-19/3)	57,844,897	55,825,214	-2,019,683	-3.49%
Cumulative(2/1-19/3)	271,694,158	202,055,824	-69,638,334	-25.63%

### 3- NO. OF TRANSACTIONS

	2018	2019	NET CHANGE	CHANGE ( % )
Daily	2,024	2,729	705	34.83%
Cumulative(3/3-19/3)	28,856	27,182	-1,674	-5.80%
Cumulative(2/1-19/3)	125,542	102,529	-23,013	-18.33%

### 4- SOME FINANCIAL RATIOS FOR THE ASE (19/3/2019)

SECTOR	P/E	P/BV	DIVIDEND YIELD (%)	TURNOVER (%)
FINANCIAL	12.802	1.090	5.206	0.048
SERVICES	16.512	1.193	5.342	0.066
INDUSTRY	56.217	1.341	3.387	0.155
OVERALL	14.783	1.170	5.008	0.066

### 5- STOCK PRICE INDEX WEIGHTED BY FREE FLOAT MARKET CAPITALIZATION (1999=1000)

	MONDAY 18/03/2019	TUESDAY 19/03/2019	% CHANGE	
			DAY BEFORE	YTD
GENERAL	1971.1	1960.3	-0.55%	2.70%
FINANCIAL	2730.1	2702.8	-1.00%	1.89%
SERVICES	1294.5	1302.9	0.65%	1.81%
INDUSTRY	1963.8	1961.0	-0.15%	4.16%

### 6- STOCK PRICE INDEX WEIGHTED BY MARKET CAPITALIZATION (1991=1000)

	MONDAY 18/03/2019	TUESDAY 19/03/2019	% CHANGE	
			DAY BEFORE	YTD
GENERAL	3902.0	3855.0	-1.21%	1.52%
BANKS	8402.5	8254.3	-1.76%	0.10%
INSURANCE	1361.9	1360.8	-0.08%	-1.14%
SERVICES	801.1	799.8	-0.16%	0.38%
INDUSTRY	2476.5	2469.0	-0.30%	6.82%

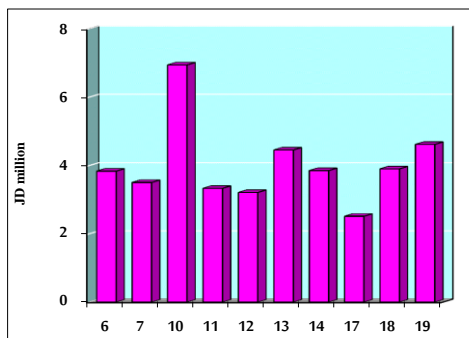
### 7- STOCK PRICE MARKET INDEX WEIGHTED BY FREE FLOAT MARKET CAP. (2012=1000)

	MONDAY 18/03/2019	TUESDAY 19/03/2019	% CHANGE	
			DAY BEFORE	YTD
FIRST MARKET	1047.7	1043.5	-0.40%	3.18%
SECOND MARKET	859.8	854.8	-0.58%	2.79%

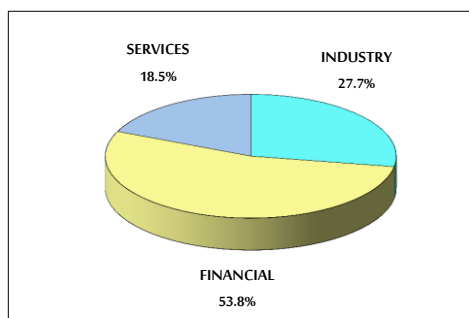
### 8- MARKET CAPITALIZATION (JD)

ASE MARKET CAPITALIZATION	16,471,407,228	16,288,431,224	-1.11%	1.03%
---------------------------	----------------	----------------	--------	-------

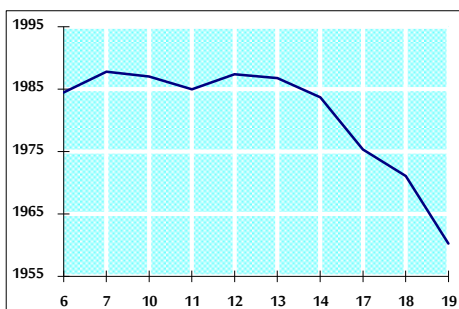
VALUE TRADED FROM 6/3 TO 19/3/2019



VALUE TRADED BY SECTOR TUESDAY 19/3/2019



GENERAL FREE FLOAT PRICE INDEX FROM 6/3 TO 19/3/2019



GENERAL PRICE INDEX FROM 6/3 TO 19/3/2019

