

Daily Summary for Amman Stock Exchange

1- VALUE TRADED (JD)

	2018	2019	NET CHANGE	CHANGE (%)
Daily	4,931,862	2,915,125	-2,016,737	-40.89%
Cumulative(3/3-20/3)	75,086,433	59,794,538	-15,291,895	-20.37%
Cumulative(2/1-20/3)	328,028,805	247,893,073	-80,135,732	-24.43%

2- NO. OF SHARES TRADED

	2018	2019	NET CHANGE	CHANGE (%)
Daily	4,143,978	3,566,042	-577,936	-13.95%
Cumulative(3/3-20/3)	61,988,875	59,391,256	-2,597,619	-4.19%
Cumulative(2/1-20/3)	275,838,136	205,621,866	-70,216,270	-25.46%

3- NO. OF TRANSACTIONS

	2018	2019	NET CHANGE	CHANGE (%)
Daily	2,269	2,244	-25	-1.10%
Cumulative(3/3-20/3)	31,125	29,426	-1,699	-5.46%
Cumulative(2/1-20/3)	127,811	104,773	-23,038	-18.03%

4- SOME FINANCIAL RATIOS FOR THE ASE (20/3/2019)

SECTOR	P/E	P/BV	DIVIDEND YIELD (%)	TURNOVER (%)
FINANCIAL	13.004	1.106	5.139	0.049
SERVICES	16.454	1.189	5.361	0.063
INDUSTRY	56.739	1.341	3.374	0.055
OVERALL	14.941	1.181	4.965	0.053

5- STOCK PRICE INDEX WEIGHTED BY FREE FLOAT MARKET CAPITALIZATION (1999=1000)

	TUESDAY 19/03/2019	WEDNESDAY 20/03/2019	% CHANGE	
			DAY BEFORE	YTD
GENERAL	1960.3	1972.0	0.60%	3.31%
FINANCIAL	2702.8	2731.2	1.05%	2.96%
SERVICES	1302.9	1299.3	-0.28%	1.52%
INDUSTRY	1961.0	1959.7	-0.06%	4.09%

6- STOCK PRICE INDEX WEIGHTED BY MARKET CAPITALIZATION (1991=1000)

	TUESDAY 19/03/2019	WEDNESDAY 20/03/2019	% CHANGE	
			DAY BEFORE	YTD
GENERAL	3855.0	3891.0	0.94%	2.47%
BANKS	8254.3	8386.5	1.60%	1.70%
INSURANCE	1360.8	1357.0	-0.28%	-1.41%
SERVICES	799.8	796.8	-0.38%	-0.01%
INDUSTRY	2469.0	2467.5	-0.06%	6.75%

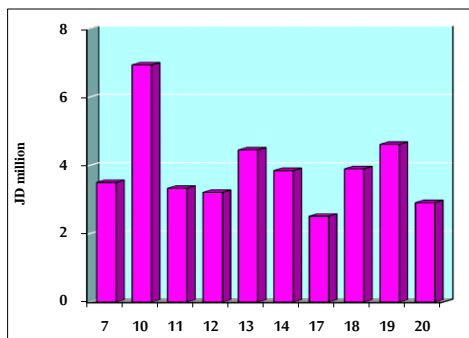
7- STOCK PRICE MARKET INDEX WEIGHTED BY FREE FLOAT MARKET CAP. (2012=1000)

	TUESDAY 19/03/2019	WEDNESDAY 20/03/2019	% CHANGE	
			DAY BEFORE	YTD
FIRST MARKET	1043.5	1050.1	0.64%	3.84%
SECOND MARKET	854.8	853.3	-0.18%	2.60%

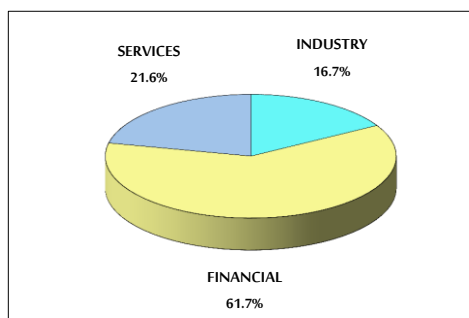
8- MARKET CAPITALIZATION (JD)

ASE MARKET CAPITALIZATION	16,288,431,224	16,434,060,551	0.89%	1.93%
---------------------------	----------------	----------------	-------	-------

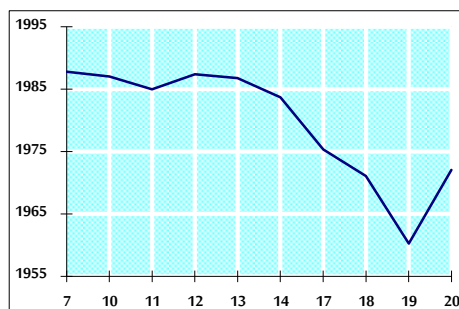
VALUE TRADED FROM 7/3 TO 20/3/2019



VALUE TRADED BY SECTOR WEDNESDAY 20/3/2019



GENERAL FREE FLOAT PRICE INDEX FROM 7/3 TO 20/3/2019



GENERAL PRICE INDEX FROM 7/3 TO 20/3/2019

