

Daily Summary for Amman Stock Exchange

1- VALUE TRADED (JD)

	2018	2019	NET CHANGE	CHANGE (%)
Daily	6,120,890	3,499,587	-2,621,303	-42.83%
Cumulative(3/3-21/3)	81,207,323	63,294,125	-17,913,198	-22.06%
Cumulative(2/1-21/3)	334,149,695	251,392,660	-82,757,035	-24.77%

2- NO. OF SHARES TRADED

	2018	2019	NET CHANGE	CHANGE (%)
Daily	5,923,841	4,113,170	-1,810,671	-30.57%
Cumulative(3/3-21/3)	67,912,716	63,504,426	-4,408,290	-6.49%
Cumulative(2/1-21/3)	281,761,977	209,735,036	-72,026,941	-25.56%

3- NO. OF TRANSACTIONS

	2018	2019	NET CHANGE	CHANGE (%)
Daily	2,658	2,300	-358	-13.47%
Cumulative(3/3-21/3)	33,783	31,726	-2,057	-6.09%
Cumulative(2/1-21/3)	130,469	107,073	-23,396	-17.93%

4- SOME FINANCIAL RATIOS FOR THE ASE (21/3/2019)

SECTOR	P/E	P/BV	DIVIDEND YIELD (%)	TURNOVER (%)
FINANCIAL	12.985	1.104	5.149	0.052
SERVICES	16.300	1.178	5.171	0.075
INDUSTRY	56.763	1.341	3.375	0.082
OVERALL	14.902	1.178	4.943	0.061

5- STOCK PRICE INDEX WEIGHTED BY FREE FLOAT MARKET CAPITALIZATION (1999=1000)

	WEDNESDAY 20/03/2019	THURSDAY 21/03/2019	% CHANGE	
			DAY BEFORE	YTD
GENERAL	1972.0	1960.5	-0.59%	2.71%
FINANCIAL	2731.2	2722.4	-0.32%	2.63%
SERVICES	1299.3	1288.0	-0.87%	0.64%
INDUSTRY	1959.7	1943.6	-0.82%	3.24%

6- STOCK PRICE INDEX WEIGHTED BY MARKET CAPITALIZATION (1991=1000)

	WEDNESDAY 20/03/2019	THURSDAY 21/03/2019	% CHANGE	
			DAY BEFORE	YTD
GENERAL	3891.0	3880.7	-0.26%	2.20%
BANKS	8386.5	8369.5	-0.20%	1.50%
INSURANCE	1357.0	1360.3	0.24%	-1.17%
SERVICES	796.8	790.3	-0.81%	-0.82%
INDUSTRY	2467.5	2465.0	-0.10%	6.65%

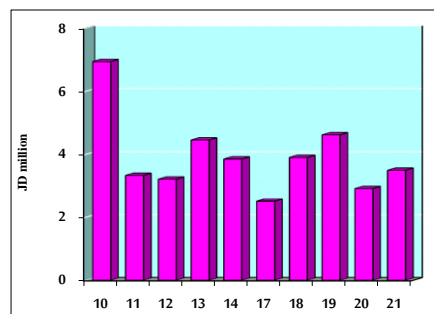
7- STOCK PRICE MARKET INDEX WEIGHTED BY FREE FLOAT MARKET CAP. (2012=1000)

	WEDNESDAY 20/03/2019	THURSDAY 21/03/2019	% CHANGE	
			DAY BEFORE	YTD
FIRST MARKET	1050.1	1042.2	-0.76%	3.05%
SECOND MARKET	853.3	855.7	0.28%	2.89%

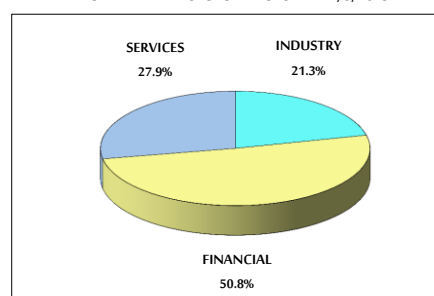
8- MARKET CAPITALIZATION (JD)

ASE MARKET CAPITALIZATION	16,434,060,551	16,394,980,056	-0.24%	1.69%
---------------------------	----------------	----------------	--------	-------

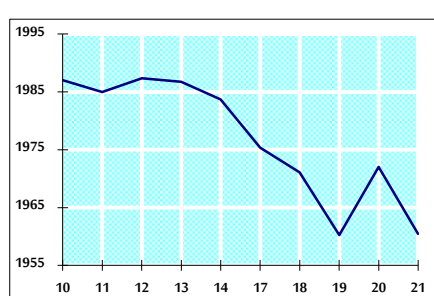
VALUE TRADED FROM 10/3 TO 21/3/2019



VALUE TRADED BY SECTOR THURSDAY 21/3/2019



GENERAL FREE FLOAT PRICE INDEX FROM 10/3 TO 21/3/2019



GENERAL PRICE INDEX FROM 10/3 TO 21/3/2019

