

Daily Summary for Amman Stock Exchange

1- VALUE TRADED (JD)

	2018	2019	NET CHANGE	CHANGE (%)
Daily	4,750,885	4,459,117	-291,768	-6.14%
Cumulative(3/3-13/3)	42,708,333	41,975,289	-733,044	-1.72%
Cumulative(2/1-13/3)	295,650,705	230,073,824	-65,576,881	-22.18%

2- NO. OF SHARES TRADED

	2018	2019	NET CHANGE	CHANGE (%)
Daily	4,465,336	4,332,201	-133,135	-2.98%
Cumulative(3/3-13/3)	39,845,003	39,166,406	-678,597	-1.70%
Cumulative(2/1-13/3)	253,694,264	185,397,016	-68,297,248	-26.92%

3- NO. OF TRANSACTIONS

	2018	2019	NET CHANGE	CHANGE (%)
Daily	2,546	1,955	-591	-23.21%
Cumulative(3/3-13/3)	19,378	18,085	-1,293	-6.67%
Cumulative(2/1-13/3)	116,064	93,432	-22,632	-19.50%

4- SOME FINANCIAL RATIOS FOR THE ASE (13/3/2019)

SECTOR	P/E	P/BV	DIVIDEND YIELD (%)	TURNOVER (%)
FINANCIAL	13.031	1.111	5.091	0.064
SERVICES	16.479	1.195	5.419	0.062
INDUSTRY	56.577	1.347	3.395	0.071
OVERALL	14.972	1.188	4.935	0.064

5- STOCK PRICE INDEX WEIGHTED BY FREE FLOAT MARKET CAPITALIZATION (1999=1000)

	TUESDAY 12/03/2019	WEDNESDAY 13/03/2019	% CHANGE	
			DAY BEFORE	YTD
GENERAL	1987.4	1986.8	-0.03%	4.08%
FINANCIAL	2751.6	2745.3	-0.23%	3.49%
SERVICES	1308.5	1313.7	0.40%	2.65%
INDUSTRY	1968.8	1970.6	0.09%	4.67%

6- STOCK PRICE INDEX WEIGHTED BY MARKET CAPITALIZATION (1991=1000)

	TUESDAY 12/03/2019	WEDNESDAY 13/03/2019	% CHANGE	
			DAY BEFORE	YTD
GENERAL	3925.7	3924.2	-0.04%	3.35%
BANKS	8473.3	8458.6	-0.17%	2.58%
INSURANCE	1358.8	1356.7	-0.16%	-1.44%
SERVICES	802.8	805.1	0.28%	1.04%
INDUSTRY	2481.5	2485.0	0.14%	7.51%

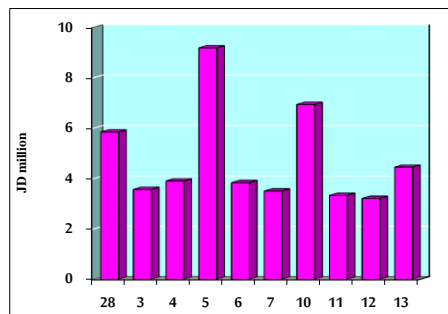
7- STOCK PRICE MARKET INDEX WEIGHTED BY FREE FLOAT MARKET CAP. (2012=1000)

	TUESDAY 12/03/2019	WEDNESDAY 13/03/2019	% CHANGE	
			DAY BEFORE	YTD
FIRST MARKET	1057.5	1057.1	-0.04%	4.53%
SECOND MARKET	862.0	862.0	-0.01%	3.65%

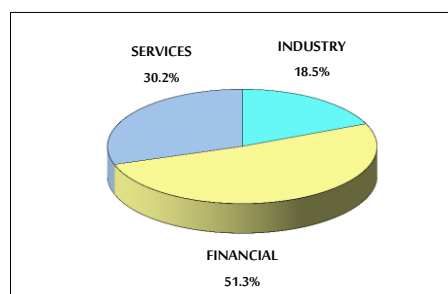
8- MARKET CAPITALIZATION (JD)

ASE MARKET CAPITALIZATION	16,563,073,383	16,555,764,571	-0.04%	2.69%
---------------------------	----------------	----------------	--------	-------

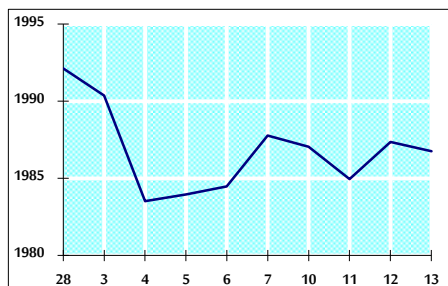
VALUE TRADED FROM 28/2 TO 13/3/2019



VALUE TRADED BY SECTOR WEDNESDAY 13/3/2019



GENERAL FREE FLOAT PRICE INDEX FROM 28/2 TO 13/3/2019



GENERAL PRICE INDEX FROM 28/2 TO 13/3/2019

