

## Daily Summary for Amman Stock Exchange

### 1- VALUE TRADED (JD )

	2018	2019	NET CHANGE	CHANGE ( % )
Daily	11,441,525	3,856,782	-7,584,743	-66.29%
Cumulative(3/3-14/3)	54,149,858	45,832,071	-8,317,787	-15.36%
Cumulative(2/1-14/3)	307,092,230	233,930,606	-73,161,624	-23.82%

### 2- NO. OF SHARES TRADED

	2018	2019	NET CHANGE	CHANGE ( % )
Daily	5,787,055	4,586,001	-1,201,054	-20.75%
Cumulative(3/3-14/3)	45,632,058	43,752,407	-1,879,651	-4.12%
Cumulative(2/1-14/3)	259,481,319	189,983,017	-69,498,302	-26.78%

### 3- NO. OF TRANSACTIONS

	2018	2019	NET CHANGE	CHANGE ( % )
Daily	2,588	2,207	-381	-14.72%
Cumulative(3/3-14/3)	21,966	20,292	-1,674	-7.62%
Cumulative(2/1-14/3)	118,652	95,639	-23,013	-19.40%

### 4- SOME FINANCIAL RATIOS FOR THE ASE (14/3/2019)

SECTOR	P/E	P/BV	DIVIDEND YIELD (%)	TURNOVER (%)
FINANCIAL	12.992	1.110	5.099	0.083
SERVICES	16.738	1.199	5.311	0.024
INDUSTRY	56.412	1.340	3.399	0.079
OVERALL	14.942	1.186	4.934	0.068

### 5- STOCK PRICE INDEX WEIGHTED BY FREE FLOAT MARKET CAPITALIZATION (1999=1000)

	WEDNESDAY 13/03/2019	THURSDAY 14/03/2019	% CHANGE	
			DAY BEFORE	YTD
GENERAL	1986.8	1983.7	-0.15%	3.92%
FINANCIAL	2745.3	2743.6	-0.06%	3.43%
SERVICES	1313.7	1310.6	-0.23%	2.41%
INDUSTRY	1970.6	1965.2	-0.27%	4.38%

### 6- STOCK PRICE INDEX WEIGHTED BY MARKET CAPITALIZATION (1991=1000)

	WEDNESDAY 13/03/2019	THURSDAY 14/03/2019	% CHANGE	
			DAY BEFORE	YTD
GENERAL	3924.2	3914.8	-0.24%	3.10%
BANKS	8458.6	8439.1	-0.23%	2.34%
INSURANCE	1356.7	1354.7	-0.15%	-1.59%
SERVICES	805.1	807.3	0.27%	1.31%
INDUSTRY	2485.0	2469.8	-0.61%	6.85%

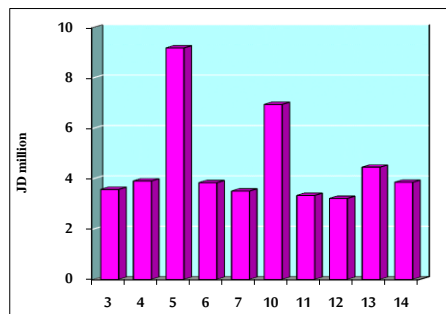
### 7- STOCK PRICE MARKET INDEX WEIGHTED BY FREE FLOAT MARKET CAP. (2012=1000)

	WEDNESDAY 13/03/2019	THURSDAY 14/03/2019	% CHANGE	
			DAY BEFORE	YTD
FIRST MARKET	1057.1	1054.6	-0.24%	4.28%
SECOND MARKET	862.0	865.3	0.39%	4.05%

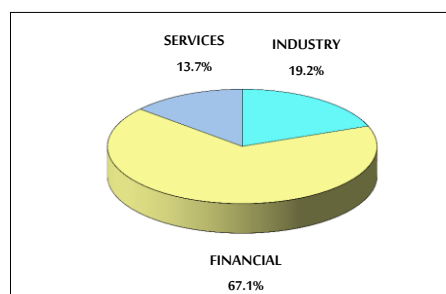
### 8- MARKET CAPITALIZATION (JD)

ASE MARKET CAPITALIZATION	16,555,764,571	16,520,039,432	-0.22%	2.46%
---------------------------	----------------	----------------	--------	-------

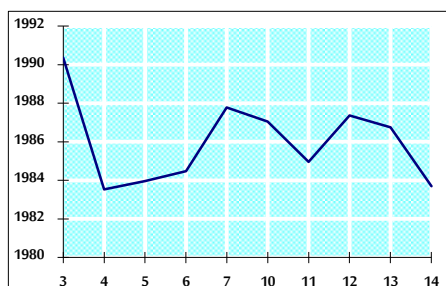
VALUE TRADED FROM 3/3 TO 14/3/2019



VALUE TRADED BY SECTOR THURSDAY 14/3/2019



GENERAL FREE FLOAT PRICE INDEX FROM 3/3 TO 14/3/2019



GENERAL PRICE INDEX FROM 3/3 TO 14/3/2019

