

Daily Summary for Amman Stock Exchange

1- VALUE TRADED (JD)

	2018	2019	NET CHANGE	CHANGE (%)
Daily	8,264,014	4,819,714	-3,444,300	-41.68%
Cumulative(1/4-29/4)	105,619,508	130,906,321	25,286,813	23.94%
Cumulative(2/1-29/4)	490,230,223	484,953,904	-5,276,319	-1.08%

2- NO. OF SHARES TRADED

	2018	2019	NET CHANGE	CHANGE (%)
Daily	5,291,815	4,824,088	-467,727	-8.84%
Cumulative(1/4-29/4)	98,210,229	109,380,993	11,170,764	11.37%
Cumulative(2/1-29/4)	419,672,193	358,803,360	-60,868,833	-14.50%

3- NO. OF TRANSACTIONS

	2018	2019	NET CHANGE	CHANGE (%)
Daily	2,741	1,659	-1,082	-39.47%
Cumulative(1/4-29/4)	49,248	42,341	-6,907	-14.02%
Cumulative(2/1-29/4)	197,987	162,326	-35,661	-18.01%

4- SOME FINANCIAL RATIOS FOR THE ASE (29/4/2019)

SECTOR	P/E	P/BV	DIVIDEND YIELD (%)	TURNOVER (%)
FINANCIAL	11.515	1.018	5.605	0.073
SERVICES	16.114	1.088	5.223	0.059
INDUSTRY	18.300	1.304	4.178	0.089
OVERALL	11.815	1.090	5.571	0.072

5- STOCK PRICE INDEX WEIGHTED BY FREE FLOAT MARKET CAPITALIZATION (1999=1000)

	SUNDAY 28/04/2019	MONDAY 29/04/2019	% CHANGE	
			DAY BEFORE	YTD
GENERAL	1842.6	1837.5	-0.27%	-3.73%
FINANCIAL	2580.9	2575.6	-0.21%	-2.91%
SERVICES	1211.4	1197.9	-1.12%	-6.40%
INDUSTRY	1818.0	1832.2	0.78%	-2.68%

6- STOCK PRICE INDEX WEIGHTED BY MARKET CAPITALIZATION (1991=1000)

	SUNDAY 28/04/2019	MONDAY 29/04/2019	% CHANGE	
			DAY BEFORE	YTD
GENERAL	3552.0	3567.8	0.44%	-6.04%
BANKS	7576.1	7566.9	-0.12%	-8.23%
INSURANCE	1335.0	1332.0	-0.22%	-3.24%
SERVICES	741.3	734.3	-0.95%	-7.85%
INDUSTRY	2288.7	2357.4	3.00%	1.99%

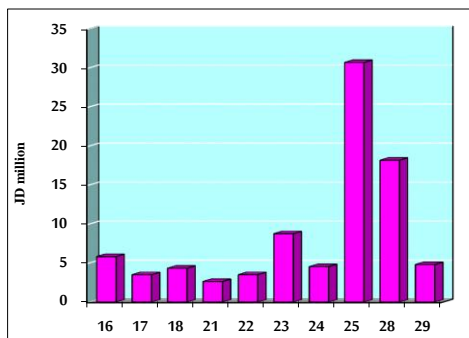
7- STOCK PRICE MARKET INDEX WEIGHTED BY FREE FLOAT MARKET CAP. (2012=1000)

	SUNDAY 28/04/2019	MONDAY 29/04/2019	% CHANGE	
			DAY BEFORE	YTD
FIRST MARKET	977.6	975.2	-0.24%	-3.57%
SECOND MARKET	820.2	815.5	-0.57%	-1.93%

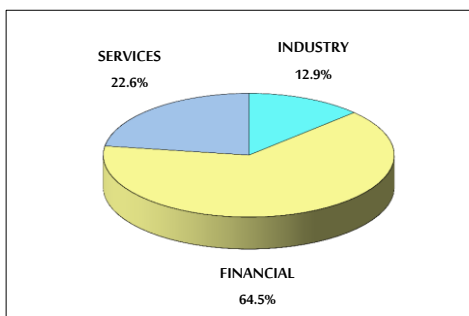
8- MARKET CAPITALIZATION (JD)

ASE MARKET CAPITALIZATION	15,136,378,645	15,196,352,784	0.40%	-5.75%
---------------------------	----------------	----------------	-------	--------

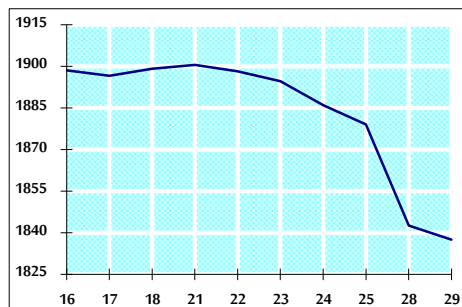
VALUE TRADED FROM 16/4 TO 29/4/2019



VALUE TRADED BY SECTOR MONDAY 29/4/2019



GENERAL FREE FLOAT PRICE INDEX FROM 16/4 TO 29/4/2019



GENERAL PRICE INDEX FROM 16/4 TO 29/4/2019

