

Daily Summary for Amman Stock Exchange

1- VALUE TRADED (JD)

	2018	2019	NET CHANGE	CHANGE (%)
Daily	3,072,987	2,917,028	-155,959	-5.08%
Cumulative(1/4-8/4)	30,234,944	24,610,979	-5,623,965	-18.60%
Cumulative(2/1-8/4)	414,845,659	378,658,562	-36,187,097	-8.72%

2- NO. OF SHARES TRADED

	2018	2019	NET CHANGE	CHANGE (%)
Daily	3,137,831	3,047,579	-90,252	-2.88%
Cumulative(1/4-8/4)	32,933,797	28,685,350	-4,248,447	-12.90%
Cumulative(2/1-8/4)	354,395,761	278,107,717	-76,288,044	-21.53%

3- NO. OF TRANSACTIONS

	2018	2019	NET CHANGE	CHANGE (%)
Daily	2,196	1,791	-405	-18.44%
Cumulative(1/4-8/4)	14,860	13,920	-940	-6.33%
Cumulative(2/1-8/4)	163,599	133,905	-29,694	-18.15%

4- SOME FINANCIAL RATIOS FOR THE ASE (8/4/2019)

SECTOR	P/E	P/BV	DIVIDEND YIELD (%)	TURNOVER (%)
FINANCIAL	11.833	1.048	5.436	0.045
SERVICES	17.083	1.153	4.406	0.021
INDUSTRY	18.401	1.311	0.954	0.090
OVERALL	12.204	1.126	4.600	0.045

5- STOCK PRICE INDEX WEIGHTED BY FREE FLOAT MARKET CAPITALIZATION (1999=1000)

	SUNDAY 07/04/2019	MONDAY 08/04/2019	% CHANGE	
			DAY BEFORE	YTD
GENERAL	1906.9	1896.5	-0.54%	-0.64%
FINANCIAL	2656.5	2635.6	-0.79%	-0.64%
SERVICES	1278.0	1275.6	-0.18%	-0.33%
INDUSTRY	1840.1	1837.3	-0.15%	-2.41%

6- STOCK PRICE INDEX WEIGHTED BY MARKET CAPITALIZATION (1991=1000)

	SUNDAY 07/04/2019	MONDAY 08/04/2019	% CHANGE	
			DAY BEFORE	YTD
GENERAL	3713.8	3685.1	-0.77%	-2.95%
BANKS	7914.9	7827.0	-1.11%	-5.08%
INSURANCE	1354.3	1345.1	-0.68%	-2.29%
SERVICES	776.9	774.0	-0.37%	-2.87%
INDUSTRY	2395.0	2393.7	-0.05%	3.56%

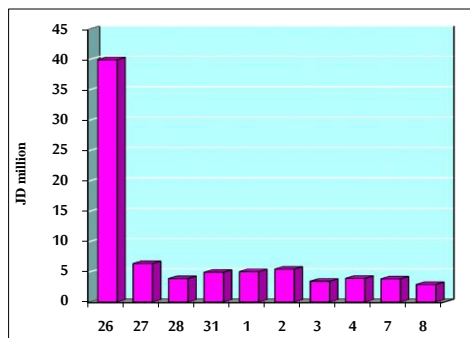
7- STOCK PRICE MARKET INDEX WEIGHTED BY FREE FLOAT MARKET CAP. (2012=1000)

	SUNDAY 07/04/2019	MONDAY 08/04/2019	% CHANGE	
			DAY BEFORE	YTD
FIRST MARKET	1012.0	1007.0	-0.50%	-0.42%
SECOND MARKET	852.7	843.5	-1.07%	1.43%

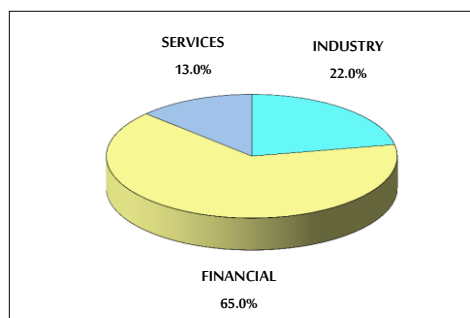
8- MARKET CAPITALIZATION (JD)

ASE MARKET CAPITALIZATION	15,752,415,216	15,636,358,667	-0.74%	-3.02%
---------------------------	----------------	----------------	--------	--------

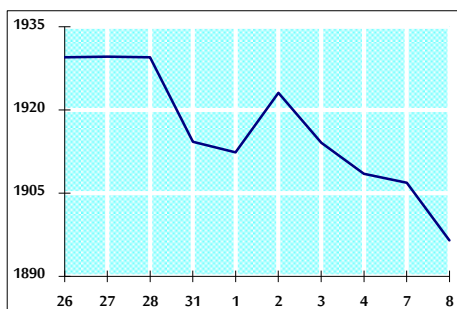
VALUE TRADED FROM 26/3 TO 8/4/2019



VALUE TRADED BY SECTOR MONDAY 8/4/2019



GENERAL FREE FLOAT PRICE INDEX FROM 26/3 TO 8/4/2019



GENERAL PRICE INDEX FROM 26/3 TO 8/4/2019

