

Daily Summary for Amman Stock Exchange

1- VALUE TRADED (JD)

	2018	2019	NET CHANGE	CHANGE (%)
Daily	3,813,039	2,717,319	-1,095,720	-28.74%
Cumulative(1/4-9/4)	34,047,983	27,328,298	-6,719,685	-19.74%
Cumulative(2/1-9/4)	418,658,698	381,375,881	-37,282,817	-8.91%

2- NO. OF SHARES TRADED

	2018	2019	NET CHANGE	CHANGE (%)
Daily	4,065,505	2,657,240	-1,408,265	-34.64%
Cumulative(1/4-9/4)	36,999,302	31,342,590	-5,656,712	-15.29%
Cumulative(2/1-9/4)	358,461,266	280,764,957	-77,696,309	-21.67%

3- NO. OF TRANSACTIONS

	2018	2019	NET CHANGE	CHANGE (%)
Daily	2,474	1,900	-574	-23.20%
Cumulative(1/4-9/4)	17,334	15,820	-1,514	-8.73%
Cumulative(2/1-9/4)	166,073	135,805	-30,268	-18.23%

4- SOME FINANCIAL RATIOS FOR THE ASE (9/4/2019)

SECTOR	P/E	P/BV	DIVIDEND YIELD (%)	TURNOVER (%)
FINANCIAL	11.873	1.051	5.417	0.034
SERVICES	16.997	1.148	4.428	0.048
INDUSTRY	18.401	1.311	0.954	0.052
OVERALL	12.226	1.128	4.592	0.039

5- STOCK PRICE INDEX WEIGHTED BY FREE FLOAT MARKET CAPITALIZATION (1999=1000)

	MONDAY 08/04/2019	TUESDAY 09/04/2019	% CHANGE	
			DAY BEFORE	YTD
GENERAL	1896.5	1899.4	0.15%	-0.49%
FINANCIAL	2635.6	2643.7	0.31%	-0.34%
SERVICES	1275.6	1270.3	-0.42%	-0.74%
INDUSTRY	1837.3	1839.1	0.10%	-2.31%

6- STOCK PRICE INDEX WEIGHTED BY MARKET CAPITALIZATION (1991=1000)

	MONDAY 08/04/2019	TUESDAY 09/04/2019	% CHANGE	
			DAY BEFORE	YTD
GENERAL	3685.1	3691.8	0.18%	-2.77%
BANKS	7827.0	7860.0	0.42%	-4.68%
INSURANCE	1345.1	1335.9	-0.68%	-2.95%
SERVICES	774.0	769.6	-0.57%	-3.42%
INDUSTRY	2393.7	2393.7	0.00%	3.56%

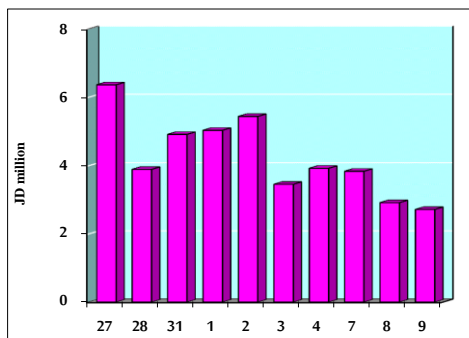
7- STOCK PRICE MARKET INDEX WEIGHTED BY FREE FLOAT MARKET CAP. (2012=1000)

	MONDAY 08/04/2019	TUESDAY 09/04/2019	% CHANGE	
			DAY BEFORE	YTD
FIRST MARKET	1007.0	1008.8	0.18%	-0.25%
SECOND MARKET	843.5	841.2	-0.28%	1.15%

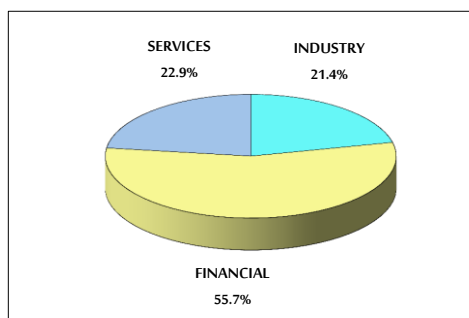
8- MARKET CAPITALIZATION (JD)

ASE MARKET CAPITALIZATION	15,636,358,667	15,659,363,018	0.15%	-2.87%
---------------------------	----------------	----------------	-------	--------

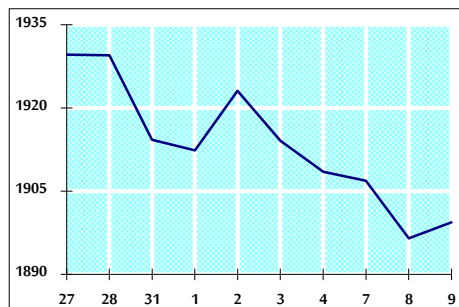
VALUE TRADED FROM 27/3 TO 9/4/2019



VALUE TRADED BY SECTOR TUESDAY 9/4/2019



GENERAL FREE FLOAT PRICE INDEX FROM 27/3 TO 9/4/2019



GENERAL PRICE INDEX FROM 27/3 TO 9/4/2019

