

Daily Summary for Amman Stock Exchange

1- VALUE TRADED (JD)

	2018	2019	NET CHANGE	CHANGE (%)
Daily	3,981,991	4,932,161	950,170	23.86%
Cumulative(1/4-10/4)	38,029,974	32,260,459	-5,769,515	-15.17%
Cumulative(2/1-10/4)	422,640,689	386,308,042	-36,332,647	-8.60%

2- NO. OF SHARES TRADED

	2018	2019	NET CHANGE	CHANGE (%)
Daily	3,641,221	4,109,117	467,896	12.85%
Cumulative(1/4-10/4)	40,640,523	35,451,707	-5,188,816	-12.77%
Cumulative(2/1-10/4)	362,102,487	284,874,074	-77,228,413	-21.33%

3- NO. OF TRANSACTIONS

	2018	2019	NET CHANGE	CHANGE (%)
Daily	2,479	2,090	-389	-15.69%
Cumulative(1/4-10/4)	19,813	17,910	-1,903	-9.60%
Cumulative(2/1-10/4)	168,552	137,895	-30,657	-18.19%

4- SOME FINANCIAL RATIOS FOR THE ASE (10/4/2019)

SECTOR	P/E	P/BV	DIVIDEND YIELD (%)	TURNOVER (%)
FINANCIAL	11.945	1.058	5.385	0.063
SERVICES	16.988	1.147	4.431	0.036
INDUSTRY	18.650	1.328	0.941	0.094
OVERALL	12.317	1.136	4.558	0.061

5- STOCK PRICE INDEX WEIGHTED BY FREE FLOAT MARKET CAPITALIZATION (1999=1000)

	TUESDAY 09/04/2019	WEDNESDAY 10/04/2019	% CHANGE	
			DAY BEFORE	YTD
GENERAL	1899.4	1907.6	0.43%	-0.06%
FINANCIAL	2643.7	2642.9	-0.03%	-0.37%
SERVICES	1270.3	1272.1	0.14%	-0.60%
INDUSTRY	1839.1	1880.1	2.23%	-0.14%

6- STOCK PRICE INDEX WEIGHTED BY MARKET CAPITALIZATION (1991=1000)

	TUESDAY 09/04/2019	WEDNESDAY 10/04/2019	% CHANGE	
			DAY BEFORE	YTD
GENERAL	3691.8	3719.3	0.74%	-2.05%
BANKS	7860.0	7911.8	0.66%	-4.05%
INSURANCE	1335.9	1344.7	0.66%	-2.31%
SERVICES	769.6	771.3	0.23%	-3.20%
INDUSTRY	2393.7	2425.3	1.32%	4.93%

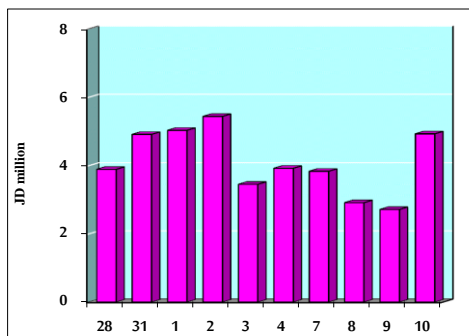
7- STOCK PRICE MARKET INDEX WEIGHTED BY FREE FLOAT MARKET CAP. (2012=1000)

	TUESDAY 09/04/2019	WEDNESDAY 10/04/2019	% CHANGE	
			DAY BEFORE	YTD
FIRST MARKET	1008.8	1013.6	0.48%	0.23%
SECOND MARKET	841.2	839.7	-0.18%	0.97%

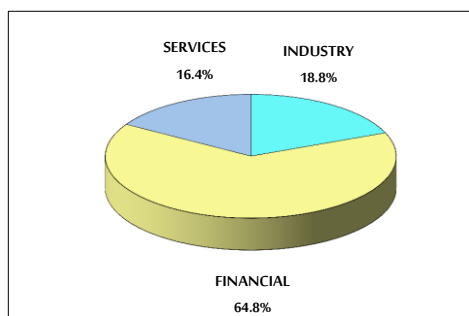
8- MARKET CAPITALIZATION (JD)

ASE MARKET CAPITALIZATION	15,659,363,018	15,761,098,645	0.65%	-2.24%
---------------------------	----------------	----------------	-------	--------

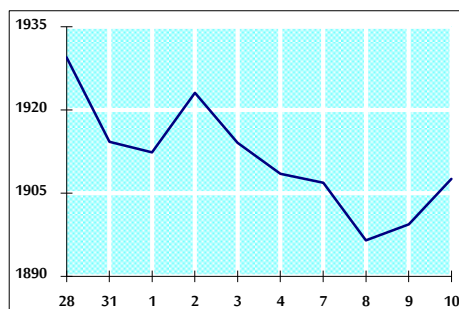
VALUE TRADED FROM 28/3 TO 10/4/2019



VALUE TRADED BY SECTOR WEDNESDAY 10/4/2019



GENERAL FREE FLOAT PRICE INDEX FROM 28/3 TO 10/4/2019



GENERAL PRICE INDEX FROM 28/3 TO 10/4/2019

