

Daily Summary for Amman Stock Exchange

1- VALUE TRADED (JD)

	2018	2019	NET CHANGE	CHANGE (%)
Daily	4,352,776	4,943,348	590,572	13.57%
Cumulative(1/4-11/4)	42,382,750	37,203,807	-5,178,943	-12.22%
Cumulative(2/1-11/4)	426,993,465	391,251,390	-35,742,075	-8.37%

2- NO. OF SHARES TRADED

	2018	2019	NET CHANGE	CHANGE (%)
Daily	4,345,958	4,395,268	49,310	1.13%
Cumulative(1/4-11/4)	44,986,481	39,846,975	-5,139,506	-11.42%
Cumulative(2/1-11/4)	366,448,445	289,269,342	-77,179,103	-21.06%

3- NO. OF TRANSACTIONS

	2018	2019	NET CHANGE	CHANGE (%)
Daily	2,074	1,918	-156	-7.52%
Cumulative(1/4-11/4)	21,887	19,828	-2,059	-9.41%
Cumulative(2/1-11/4)	170,626	139,813	-30,813	-18.06%

4- SOME FINANCIAL RATIOS FOR THE ASE (11/4/2019)

SECTOR	P/E	P/BV	DIVIDEND YIELD (%)	TURNOVER (%)
FINANCIAL	11.921	1.056	5.396	0.037
SERVICES	16.967	1.145	4.695	0.049
INDUSTRY	18.654	1.329	0.941	0.233
OVERALL	12.301	1.135	4.606	0.065

5- STOCK PRICE INDEX WEIGHTED BY FREE FLOAT MARKET CAPITALIZATION (1999=1000)

	WEDNESDAY 10/04/2019	THURSDAY 11/04/2019	% CHANGE	
			DAY BEFORE	YTD
GENERAL	1907.6	1906.4	-0.06%	-0.13%
FINANCIAL	2642.9	2642.2	-0.03%	-0.40%
SERVICES	1272.1	1269.4	-0.22%	-0.82%
INDUSTRY	1880.1	1879.0	-0.06%	-0.20%

6- STOCK PRICE INDEX WEIGHTED BY MARKET CAPITALIZATION (1991=1000)

	WEDNESDAY 10/04/2019	THURSDAY 11/04/2019	% CHANGE	
			DAY BEFORE	YTD
GENERAL	3719.3	3714.4	-0.13%	-2.18%
BANKS	7911.8	7895.6	-0.20%	-4.25%
INSURANCE	1344.7	1346.9	0.16%	-2.15%
SERVICES	771.3	771.6	0.04%	-3.16%
INDUSTRY	2425.3	2424.2	-0.05%	4.88%

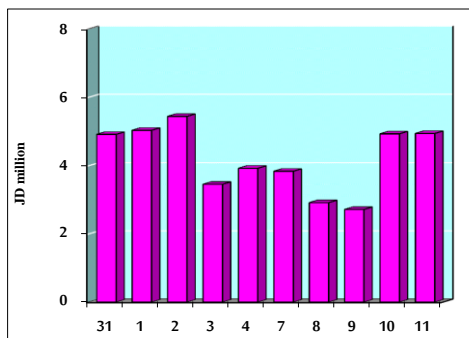
7- STOCK PRICE MARKET INDEX WEIGHTED BY FREE FLOAT MARKET CAP. (2012=1000)

	WEDNESDAY 10/04/2019	THURSDAY 11/04/2019	% CHANGE	
			DAY BEFORE	YTD
FIRST MARKET	1013.6	1012.9	-0.07%	0.16%
SECOND MARKET	839.7	839.4	-0.04%	0.93%

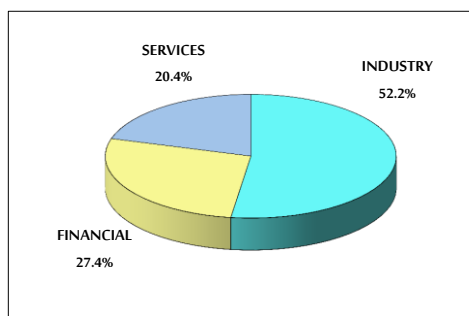
8- MARKET CAPITALIZATION (JD)

ASE MARKET CAPITALIZATION	15,761,098,645	15,739,299,665	-0.14%	-2.38%
---------------------------	----------------	----------------	--------	--------

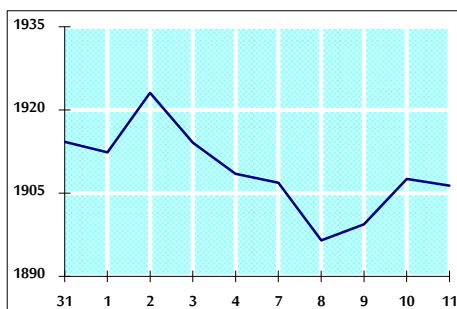
VALUE TRADED FROM 31/3 TO 11/4/2019



VALUE TRADED BY SECTOR THURSDAY 11/4/2019



GENERAL FREE FLOAT PRICE INDEX FROM 31/3 TO 11/4/2019



GENERAL PRICE INDEX FROM 31/3 TO 11/4/2019

