

## Daily Summary for Amman Stock Exchange

### 1- VALUE TRADED (JD )

	2018	2019	NET CHANGE	CHANGE ( % )
Daily	3,737,776	3,484,196	-253,580	-6.78%
Cumulative(1/4-14/4)	46,120,526	40,688,003	-5,432,523	-11.78%
Cumulative(2/1-14/4)	430,731,241	394,735,586	-35,995,655	-8.36%

### 2- NO. OF SHARES TRADED

	2018	2019	NET CHANGE	CHANGE ( % )
Daily	3,766,964	2,938,245	-828,719	-22.00%
Cumulative(1/4-14/4)	48,753,445	42,785,220	-5,968,225	-12.24%
Cumulative(2/1-14/4)	370,215,409	292,207,587	-78,007,822	-21.07%

### 3- NO. OF TRANSACTIONS

	2018	2019	NET CHANGE	CHANGE ( % )
Daily	2,292	1,818	-474	-20.68%
Cumulative(1/4-14/4)	24,179	21,646	-2,533	-10.48%
Cumulative(2/1-14/4)	172,918	141,631	-31,287	-18.09%

### 4- SOME FINANCIAL RATIOS FOR THE ASE (14/4/2019)

SECTOR	P/E	P/BV	DIVIDEND YIELD (%)	TURNOVER (%)
FINANCIAL	11.740	1.040	5.479	0.039
SERVICES	16.937	1.143	4.704	0.027
INDUSTRY	18.680	1.331	0.939	0.095
OVERALL	12.159	1.122	4.660	0.044

### 5- STOCK PRICE INDEX WEIGHTED BY FREE FLOAT MARKET CAPITALIZATION (1999=1000)

	THURSDAY 11/04/2019	SUNDAY 14/04/2019	% CHANGE	
			DAY BEFORE	YTD
GENERAL	1906.4	1896.3	-0.53%	-0.65%
FINANCIAL	2642.2	2623.3	-0.71%	-1.11%
SERVICES	1269.4	1268.8	-0.04%	-0.86%
INDUSTRY	1879.0	1882.2	0.17%	-0.03%

### 6- STOCK PRICE INDEX WEIGHTED BY MARKET CAPITALIZATION (1991=1000)

	THURSDAY 11/04/2019	SUNDAY 14/04/2019	% CHANGE	
			DAY BEFORE	YTD
GENERAL	3714.4	3671.7	-1.15%	-3.30%
BANKS	7895.6	7754.1	-1.79%	-5.96%
INSURANCE	1346.9	1344.4	-0.18%	-2.33%
SERVICES	771.6	769.4	-0.30%	-3.45%
INDUSTRY	2424.2	2427.3	0.13%	5.02%

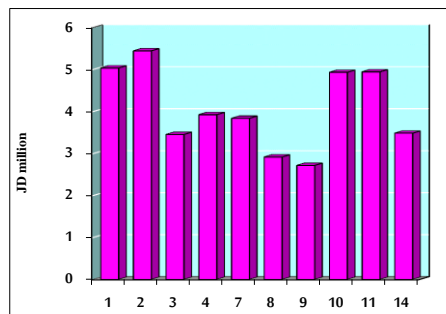
### 7- STOCK PRICE MARKET INDEX WEIGHTED BY FREE FLOAT MARKET CAP. (2012=1000)

	THURSDAY 11/04/2019	SUNDAY 14/04/2019	% CHANGE	
			DAY BEFORE	YTD
FIRST MARKET	1012.9	1007.5	-0.54%	-0.38%
SECOND MARKET	839.4	839.7	0.04%	0.97%

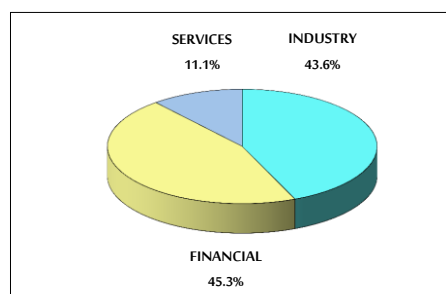
### 8- MARKET CAPITALIZATION (JD)

ASE MARKET CAPITALIZATION	15,739,299,665	15,584,816,501	-0.98%	-3.34%
---------------------------	----------------	----------------	--------	--------

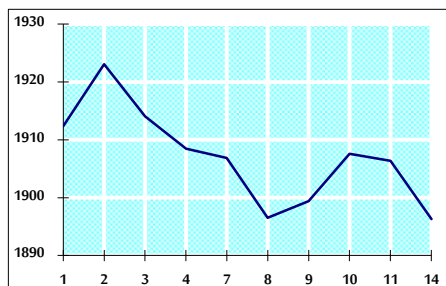
VALUE TRADED FROM 1/4 TO 14/4/2019



VALUE TRADED BY SECTOR SUNDAY 14/4/2019



GENERAL FREE FLOAT PRICE INDEX FROM 1/4 TO 14/4/2019



GENERAL PRICE INDEX FROM 1/4 TO 14/4/2019

