

Daily Summary for Amman Stock Exchange

1- VALUE TRADED (JD)

	2018	2019	NET CHANGE	CHANGE (%)
Daily	4,575,646	2,412,901	-2,162,745	-47.27%
Cumulative(1/5-5/5)	15,286,916	6,466,319	-8,820,597	-57.70%
Cumulative(2/1-5/5)	514,022,041	494,592,863	-19,429,178	-3.78%

2- NO. OF SHARES TRADED

	2018	2019	NET CHANGE	CHANGE (%)
Daily	3,662,631	2,569,473	-1,093,158	-29.85%
Cumulative(1/5-5/5)	9,214,267	5,883,442	-3,330,825	-36.15%
Cumulative(2/1-5/5)	432,683,650	367,436,502	-65,247,148	-15.08%

3- NO. OF TRANSACTIONS

	2018	2019	NET CHANGE	CHANGE (%)
Daily	2,543	1,362	-1,181	-46.44%
Cumulative(1/5-5/5)	6,074	2,677	-3,397	-55.93%
Cumulative(2/1-5/5)	206,668	166,490	-40,178	-19.44%

4- SOME FINANCIAL RATIOS FOR THE ASE (5/5/2019)

SECTOR	P/E	P/BV	DIVIDEND YIELD (%)	TURNOVER (%)
FINANCIAL	10.883	0.962	5.931	0.033
SERVICES	16.243	1.097	5.181	0.033
INDUSTRY	18.277	1.302	4.200	0.075
OVERALL	11.363	1.048	5.796	0.038

5- STOCK PRICE INDEX WEIGHTED BY FREE FLOAT MARKET CAPITALIZATION (1999=1000)

	WEDNESDAY 01/05/2019	SUNDAY 05/05/2019	% CHANGE	
			DAY BEFORE	YTD
GENERAL	1790.8	1770.1	-1.15%	-7.27%
FINANCIAL	2483.4	2440.8	-1.72%	-7.99%
SERVICES	1207.2	1219.4	1.01%	-4.72%
INDUSTRY	1807.1	1782.8	-1.34%	-5.31%

6- STOCK PRICE INDEX WEIGHTED BY MARKET CAPITALIZATION (1991=1000)

	WEDNESDAY 01/05/2019	SUNDAY 05/05/2019	% CHANGE	
			DAY BEFORE	YTD
GENERAL	3473.4	3431.4	-1.21%	-9.63%
BANKS	7249.0	7101.6	-2.03%	-13.88%
INSURANCE	1335.4	1334.4	-0.08%	-3.06%
SERVICES	735.0	733.0	-0.27%	-8.01%
INDUSTRY	2357.7	2367.4	0.42%	2.43%

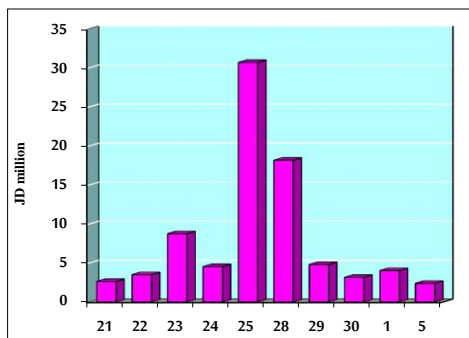
7- STOCK PRICE MARKET INDEX WEIGHTED BY FREE FLOAT MARKET CAP. (2012=1000)

	WEDNESDAY 01/05/2019	SUNDAY 05/05/2019	% CHANGE	
			DAY BEFORE	YTD
FIRST MARKET	947.7	936.1	-1.23%	-7.44%
SECOND MARKET	812.9	810.1	-0.34%	-2.58%

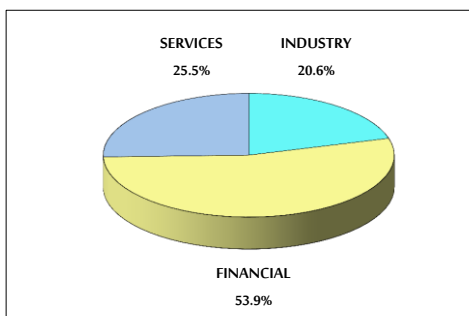
8- MARKET CAPITALIZATION (JD)

ASE MARKET CAPITALIZATION	14,834,309,847	14,672,425,316	-1.09%	-9.00%
---------------------------	----------------	----------------	--------	--------

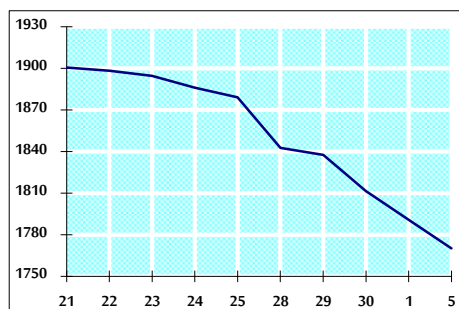
VALUE TRADED FROM 21/4 TO 5/5/2019



VALUE TRADED BY SECTOR SUNDAY 5/5/2019



GENERAL FREE FLOAT PRICE INDEX FROM 21/4 TO 5/5/2019



GENERAL PRICE INDEX FROM 21/4 TO 5/5/2019

