

## Daily Summary for Amman Stock Exchange

### 1- VALUE TRADED ( JD )

	2018	2019	NET CHANGE	CHANGE ( % )
Daily	93,825,548	5,893,939	-87,931,609	-93.72%
Cumulative(1/5-27/5)	190,701,366	65,038,503	-125,662,863	-65.90%
Cumulative(2/1-27/5)	689,436,491	553,165,047	-136,271,444	-19.77%

### 2- NO. OF SHARES TRADED

	2018	2019	NET CHANGE	CHANGE ( % )
Daily	33,400,954	6,166,613	-27,234,341	-81.54%
Cumulative(1/5-27/5)	107,858,327	65,227,560	-42,630,767	-39.52%
Cumulative(2/1-27/5)	531,327,710	426,780,620	-104,547,090	-19.68%

### 3- NO. OF TRANSACTIONS

	2018	2019	NET CHANGE	CHANGE ( % )
Daily	1,630	1,791	161	9.88%
Cumulative(1/5-27/5)	40,453	29,761	-10,692	-26.43%
Cumulative(2/1-27/5)	241,047	193,574	-47,473	-19.69%

### 4- SOME FINANCIAL RATIOS FOR THE ASE (27/5/2019)

SECTOR	P/E	P/BV	DIVIDEND YIELD (%)	TURNOVER (%)
FINANCIAL	11.281	0.997	5.722	0.088
SERVICES	15.791	1.101	5.551	0.062
INDUSTRY	18.141	1.292	4.224	0.163
OVERALL	11.641	1.074	5.719	0.091

### 5- STOCK PRICE INDEX WEIGHTED BY FREE FLOAT MARKET CAPITALIZATION (1999=1000)

	SUNDAY 26/05/2019	MONDAY 27/05/2019	% CHANGE	
			DAY BEFORE	YTD
GENERAL	1810.0	1812.6	0.14%	-5.04%
FINANCIAL	2497.9	2502.8	0.20%	-5.65%
SERVICES	1225.7	1229.0	0.27%	-3.97%
INDUSTRY	1819.6	1827.4	0.42%	-2.94%

### 6- STOCK PRICE INDEX WEIGHTED BY MARKET CAPITALIZATION (1991=1000)

	SUNDAY 26/05/2019	MONDAY 27/05/2019	% CHANGE	
			DAY BEFORE	YTD
GENERAL	3508.5	3515.0	0.19%	-7.43%
BANKS	7395.4	7396.0	0.01%	-10.31%
INSURANCE	1320.8	1324.0	0.24%	-3.82%
SERVICES	734.6	732.2	-0.32%	-8.11%
INDUSTRY	2333.6	2356.7	0.99%	1.96%

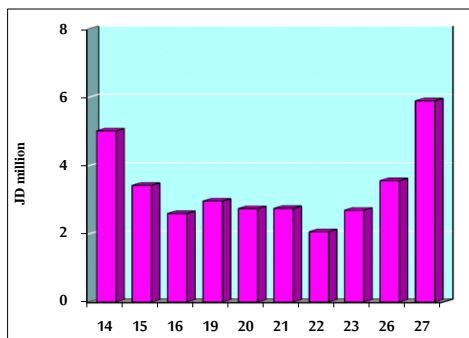
### 7- STOCK PRICE MARKET INDEX WEIGHTED BY FREE FLOAT MARKET CAP. (2012=1000)

	SUNDAY 26/05/2019	MONDAY 27/05/2019	% CHANGE	
			DAY BEFORE	YTD
FIRST MARKET	958.0	959.8	0.19%	-5.09%
SECOND MARKET	822.0	821.2	-0.09%	-1.25%

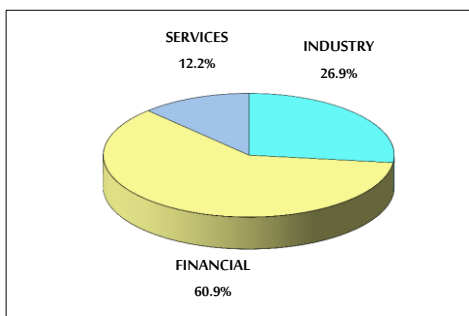
### 8- MARKET CAPITALIZATION (JD)

ASE MARKET CAPITALIZATION	14,950,336,552	14,988,785,936	0.26%	-7.03%
---------------------------	----------------	----------------	-------	--------

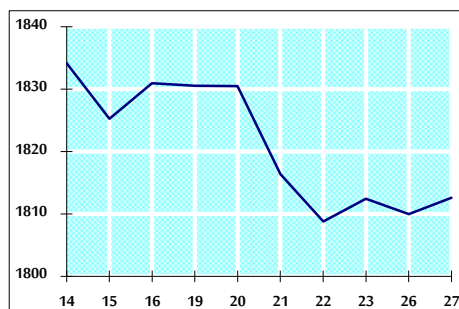
VALUE TRADED FROM 14/5 TO 27/5/2019



VALUE TRADED BY SECTOR MONDAY 27/5/2019



GENERAL FREE FLOAT PRICE INDEX FROM 14/5 TO 27/5/2019



GENERAL PRICE INDEX FROM 14/5 TO 27/5/2019

