

Daily Summary for Amman Stock Exchange

1- VALUE TRADED (JD)

	2018	2019	NET CHANGE	CHANGE (%)
Daily	3,721,845	8,563,248	4,841,403	130.08%
Cumulative(1/5-28/5)	194,423,211	73,601,751	-120,821,460	-62.14%
Cumulative(2/1-28/5)	693,158,336	561,728,295	-131,430,041	-18.96%

2- NO. OF SHARES TRADED

	2018	2019	NET CHANGE	CHANGE (%)
Daily	3,072,149	6,544,761	3,472,612	113.04%
Cumulative(1/5-28/5)	110,930,476	71,772,321	-39,158,155	-35.30%
Cumulative(2/1-28/5)	534,399,859	433,325,381	-101,074,478	-18.91%

3- NO. OF TRANSACTIONS

	2018	2019	NET CHANGE	CHANGE (%)
Daily	1,785	2,562	777	43.53%
Cumulative(1/5-28/5)	42,238	32,323	-9,915	-23.47%
Cumulative(2/1-28/5)	242,832	196,136	-46,696	-19.23%

4- SOME FINANCIAL RATIOS FOR THE ASE (28/5/2019)

SECTOR	P/E	P/BV	DIVIDEND YIELD (%)	TURNOVER (%)
FINANCIAL	11.319	1.001	5.702	0.089
SERVICES	15.802	1.102	5.547	0.079
INDUSTRY	18.062	1.287	4.243	0.167
OVERALL	11.659	1.076	5.710	0.097

5- STOCK PRICE INDEX WEIGHTED BY FREE FLOAT MARKET CAPITALIZATION (1999=1000)

	MONDAY 27/05/2019	TUESDAY 28/05/2019	% CHANGE	
			DAY BEFORE	YTD
GENERAL	1812.6	1810.6	-0.11%	-5.14%
FINANCIAL	2502.8	2500.5	-0.09%	-5.74%
SERVICES	1229.0	1236.1	0.57%	-3.42%
INDUSTRY	1827.4	1808.9	-1.01%	-3.92%

6- STOCK PRICE INDEX WEIGHTED BY MARKET CAPITALIZATION (1991=1000)

	MONDAY 27/05/2019	TUESDAY 28/05/2019	% CHANGE	
			DAY BEFORE	YTD
GENERAL	3515.0	3520.5	0.15%	-7.29%
BANKS	7396.0	7425.0	0.39%	-9.96%
INSURANCE	1324.0	1315.3	-0.65%	-4.45%
SERVICES	732.2	730.2	-0.27%	-8.36%
INDUSTRY	2356.7	2351.0	-0.24%	1.72%

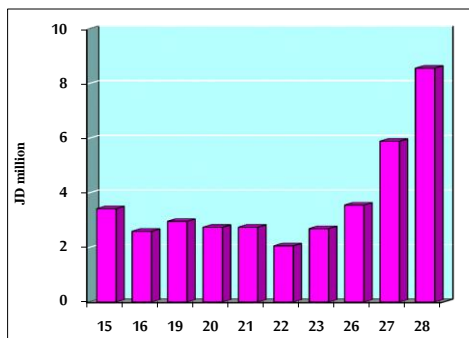
7- STOCK PRICE MARKET INDEX WEIGHTED BY FREE FLOAT MARKET CAP. (2012=1000)

	MONDAY 27/05/2019	TUESDAY 28/05/2019	% CHANGE	
			DAY BEFORE	YTD
FIRST MARKET	959.8	958.8	-0.11%	-5.20%
SECOND MARKET	821.2	820.1	-0.14%	-1.39%

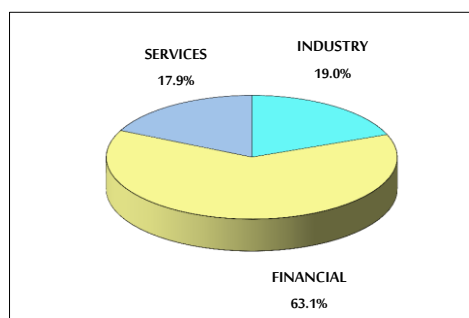
8- MARKET CAPITALIZATION (JD)

ASE MARKET CAPITALIZATION	14,988,785,936	15,009,642,919	0.14%	-6.90%
---------------------------	----------------	----------------	-------	--------

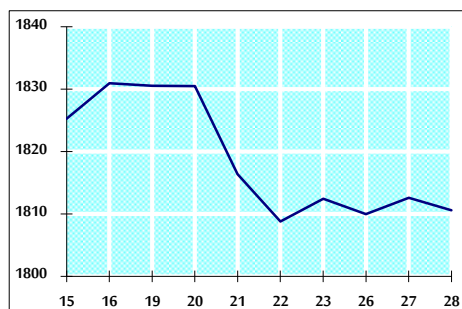
VALUE TRADED FROM 15/5 TO 28/5/2019



VALUE TRADED BY SECTOR TUESDAY 28/5/2019



GENERAL FREE FLOAT PRICE INDEX FROM 15/5 TO 28/5/2019



GENERAL PRICE INDEX FROM 15/5 TO 28/5/2019

