

## Daily Summary for Amman Stock Exchange

### 1- VALUE TRADED ( JD )

	2018	2019	NET CHANGE	CHANGE ( % )
Daily	2,908,444	4,897,190	1,988,746	68.38%
Cumulative(1/5-29/5)	197,331,655	78,498,941	-118,832,714	-60.22%
Cumulative(2/1-29/5)	696,066,780	566,625,485	-129,441,295	-18.60%

### 2- NO. OF SHARES TRADED

	2018	2019	NET CHANGE	CHANGE ( % )
Daily	2,120,310	4,566,534	2,446,224	115.37%
Cumulative(1/5-29/5)	113,050,786	76,338,855	-36,711,931	-32.47%
Cumulative(2/1-29/5)	536,520,169	437,891,915	-98,628,254	-18.38%

### 3- NO. OF TRANSACTIONS

	2018	2019	NET CHANGE	CHANGE ( % )
Daily	1,431	1,661	230	16.07%
Cumulative(1/5-29/5)	43,669	33,984	-9,685	-22.18%
Cumulative(2/1-29/5)	244,263	197,797	-46,466	-19.02%

### 4- SOME FINANCIAL RATIOS FOR THE ASE (29/5/2019)

SECTOR	P/E	P/BV	DIVIDEND YIELD (%)	TURNOVER (%)
FINANCIAL	11.277	0.997	5.724	0.064
SERVICES	15.863	1.106	5.526	0.068
INDUSTRY	17.938	1.278	4.272	0.087
OVERALL	11.618	1.072	5.730	0.068

### 5- STOCK PRICE INDEX WEIGHTED BY FREE FLOAT MARKET CAPITALIZATION (1999=1000)

	TUESDAY 28/05/2019	WEDNESDAY 29/05/2019	% CHANGE	
			DAY BEFORE	YTD
GENERAL	1810.6	1809.5	-0.06%	-5.20%
FINANCIAL	2500.5	2497.0	-0.14%	-5.87%
SERVICES	1236.1	1238.6	0.20%	-3.22%
INDUSTRY	1808.9	1805.5	-0.19%	-4.10%

### 6- STOCK PRICE INDEX WEIGHTED BY MARKET CAPITALIZATION (1991=1000)

	TUESDAY 28/05/2019	WEDNESDAY 29/05/2019	% CHANGE	
			DAY BEFORE	YTD
GENERAL	3520.5	3508.2	-0.35%	-7.61%
BANKS	7425.0	7393.1	-0.43%	-10.34%
INSURANCE	1315.3	1308.9	-0.49%	-4.91%
SERVICES	730.2	734.5	0.59%	-7.82%
INDUSTRY	2351.0	2334.6	-0.70%	1.01%

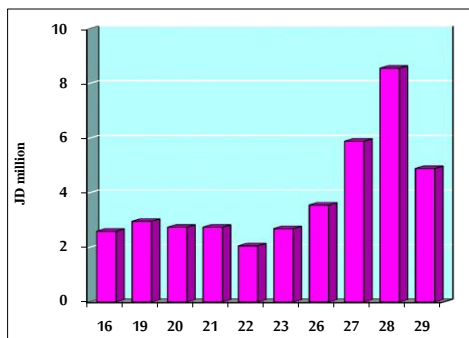
### 7- STOCK PRICE MARKET INDEX WEIGHTED BY FREE FLOAT MARKET CAP. (2012=1000)

	TUESDAY 28/05/2019	WEDNESDAY 29/05/2019	% CHANGE	
			DAY BEFORE	YTD
FIRST MARKET	958.8	957.6	-0.12%	-5.31%
SECOND MARKET	820.1	821.7	0.20%	-1.19%

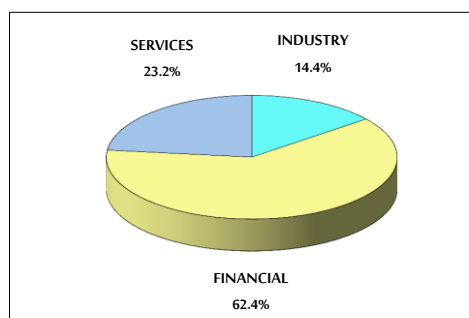
### 8- MARKET CAPITALIZATION (JD)

ASE MARKET CAPITALIZATION	15,009,642,919	14,961,106,176	-0.32%	-7.20%
---------------------------	----------------	----------------	--------	--------

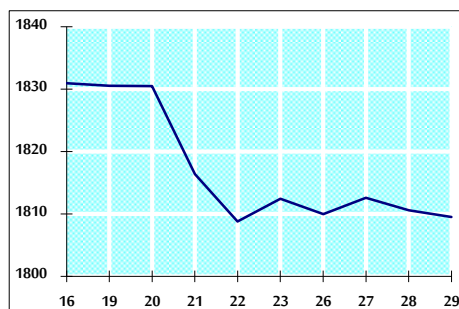
VALUE TRADED FROM 16/5 TO 29/5/2019



VALUE TRADED BY SECTOR WEDNESDAY 29/5/2019



GENERAL FREE FLOAT PRICE INDEX FROM 16/5 TO 29/5/2019



GENERAL PRICE INDEX FROM 16/5 TO 29/5/2019

