

Daily Summary for Amman Stock Exchange

1- VALUE TRADED (JD)

	2018	2019	NET CHANGE	CHANGE (%)
Daily	3,576,696	4,259,349	682,653	19.09%
Cumulative(1/5-30/5)	207,481,753	82,758,290	-124,723,463	-60.11%
Cumulative(2/1-30/5)	706,216,878	570,884,834	-135,332,044	-19.16%

2- NO. OF SHARES TRADED

	2018	2019	NET CHANGE	CHANGE (%)
Daily	2,865,524	3,538,557	673,033	23.49%
Cumulative(1/5-30/5)	120,161,523	79,877,412	-40,284,111	-33.52%
Cumulative(2/1-30/5)	543,630,906	441,430,472	-102,200,434	-18.80%

3- NO. OF TRANSACTIONS

	2018	2019	NET CHANGE	CHANGE (%)
Daily	1,183	1,746	563	47.59%
Cumulative(1/5-30/5)	46,877	35,730	-11,147	-23.78%
Cumulative(2/1-30/5)	247,471	199,543	-47,928	-19.37%

4- SOME FINANCIAL RATIOS FOR THE ASE (30/5/2019)

SECTOR	P/E	P/BV	DIVIDEND YIELD (%)	TURNOVER (%)
FINANCIAL	11.278	0.997	5.723	0.056
SERVICES	15.811	1.102	5.544	0.025
INDUSTRY	17.815	1.269	4.302	0.085
OVERALL	11.594	1.070	5.742	0.052

5- STOCK PRICE INDEX WEIGHTED BY FREE FLOAT MARKET CAPITALIZATION (1999=1000)

	WEDNESDAY 29/05/2019	THURSDAY 30/05/2019	% CHANGE	
			DAY BEFORE	YTD
GENERAL	1809.5	1806.5	-0.17%	-5.36%
FINANCIAL	2497.0	2501.7	0.19%	-5.69%
SERVICES	1238.6	1231.2	-0.59%	-3.79%
INDUSTRY	1805.5	1791.2	-0.79%	-4.86%

6- STOCK PRICE INDEX WEIGHTED BY MARKET CAPITALIZATION (1991=1000)

	WEDNESDAY 29/05/2019	THURSDAY 30/05/2019	% CHANGE	
			DAY BEFORE	YTD
GENERAL	3508.2	3500.8	-0.21%	-7.80%
BANKS	7393.1	7390.0	-0.04%	-10.38%
INSURANCE	1308.9	1316.2	0.56%	-4.38%
SERVICES	734.5	733.7	-0.11%	-7.92%
INDUSTRY	2334.6	2317.2	-0.74%	0.25%

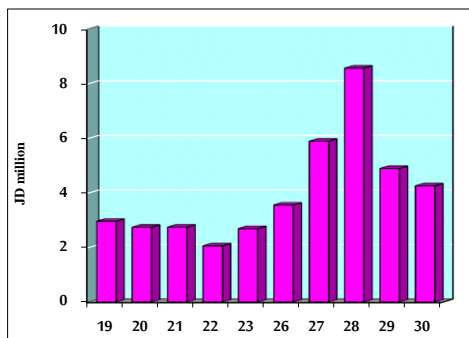
7- STOCK PRICE MARKET INDEX WEIGHTED BY FREE FLOAT MARKET CAP. (2012=1000)

	WEDNESDAY 29/05/2019	THURSDAY 30/05/2019	% CHANGE	
			DAY BEFORE	YTD
FIRST MARKET	957.6	955.3	-0.24%	-5.54%
SECOND MARKET	821.7	824.4	0.32%	-0.87%

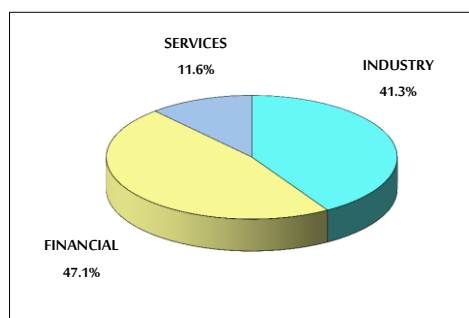
8- MARKET CAPITALIZATION (JD)

ASE MARKET CAPITALIZATION	14,961,106,176	14,934,002,978	-0.18%	-7.37%
---------------------------	----------------	----------------	--------	--------

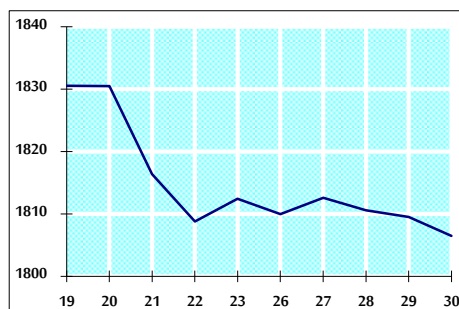
VALUE TRADED FROM 19/5 TO 30/5/2019



VALUE TRADED BY SECTOR THURSDAY 30/5/2019



GENERAL FREE FLOAT PRICE INDEX FROM 19/5 TO 30/5/2019



GENERAL PRICE INDEX FROM 19/5 TO 30/5/2019

