

Daily Summary for Amman Stock Exchange

1- VALUE TRADED (JD)

	2018	2019	NET CHANGE	CHANGE (%)
Daily	5,077,487	2,807,031	-2,270,456	-44.72%
Cumulative(1/5-7/5)	25,444,508	12,186,772	-13,257,736	-52.10%
Cumulative(2/1-7/5)	524,179,633	500,313,316	-23,866,317	-4.55%

2- NO. OF SHARES TRADED

	2018	2019	NET CHANGE	CHANGE (%)
Daily	4,350,631	2,388,165	-1,962,466	-45.11%
Cumulative(1/5-7/5)	17,464,378	10,901,068	-6,563,310	-37.58%
Cumulative(2/1-7/5)	440,933,761	372,454,128	-68,479,633	-15.53%

3- NO. OF TRANSACTIONS

	2018	2019	NET CHANGE	CHANGE (%)
Daily	2,137	1,677	-460	-21.53%
Cumulative(1/5-7/5)	10,870	5,975	-4,895	-45.03%
Cumulative(2/1-7/5)	211,464	169,788	-41,676	-19.71%

4- SOME FINANCIAL RATIOS FOR THE ASE (7/5/2019)

SECTOR	P/E	P/BV	DIVIDEND YIELD (%)	TURNOVER (%)
FINANCIAL	11.003	0.973	5.866	0.022
SERVICES	16.189	1.093	5.572	0.048
INDUSTRY	18.161	1.294	4.227	0.078
OVERALL	11.422	1.054	5.828	0.035

5- STOCK PRICE INDEX WEIGHTED BY FREE FLOAT MARKET CAPITALIZATION (1999=1000)

	MONDAY 06/05/2019	TUESDAY 07/05/2019	% CHANGE	
			DAY BEFORE	YTD
GENERAL	1769.2	1777.6	0.48%	-6.87%
FINANCIAL	2432.8	2452.7	0.82%	-7.54%
SERVICES	1227.2	1227.2	0.01%	-4.11%
INDUSTRY	1782.4	1779.1	-0.19%	-5.50%

6- STOCK PRICE INDEX WEIGHTED BY MARKET CAPITALIZATION (1991=1000)

	MONDAY 06/05/2019	TUESDAY 07/05/2019	% CHANGE	
			DAY BEFORE	YTD
GENERAL	3419.4	3449.0	0.87%	-9.17%
BANKS	7066.4	7184.9	1.68%	-12.87%
INSURANCE	1330.2	1332.4	0.16%	-3.21%
SERVICES	728.4	726.0	-0.33%	-8.88%
INDUSTRY	2372.6	2360.3	-0.52%	2.12%

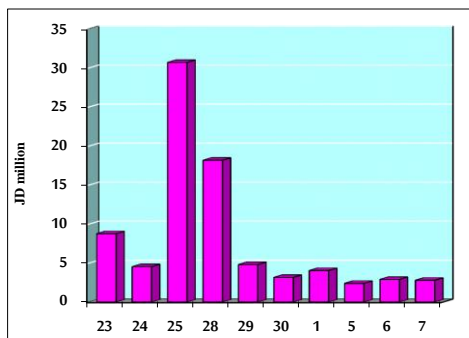
7- STOCK PRICE MARKET INDEX WEIGHTED BY FREE FLOAT MARKET CAP. (2012=1000)

	MONDAY 06/05/2019	TUESDAY 07/05/2019	% CHANGE	
			DAY BEFORE	YTD
FIRST MARKET	936.0	940.5	0.49%	-7.00%
SECOND MARKET	807.2	808.2	0.12%	-2.81%

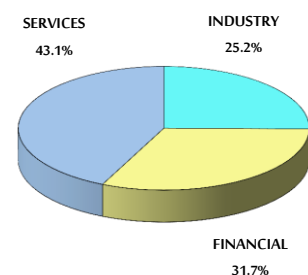
8- MARKET CAPITALIZATION (JD)

ASE MARKET CAPITALIZATION	14,625,189,957	14,747,781,735	0.84%	-8.53%
---------------------------	----------------	----------------	-------	--------

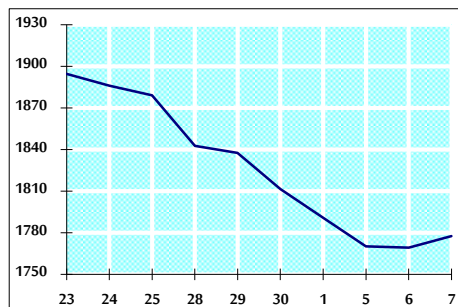
VALUE TRADED FROM 23/4 TO 7/5/2019



VALUE TRADED BY SECTOR TUESDAY 7/5/2019



GENERAL FREE FLOAT PRICE INDEX FROM 23/4 TO 7/5/2019



GENERAL PRICE INDEX FROM 23/4 TO 7/5/2019

