

Daily Summary for Amman Stock Exchange

1- VALUE TRADED (JD)

	2018	2019	NET CHANGE	CHANGE (%)
Daily	5,708,903	6,554,623	845,720	14.81%
Cumulative(1/5-8/5)	31,153,411	18,741,395	-12,412,016	-39.84%
Cumulative(2/1-8/5)	529,888,536	506,867,939	-23,020,597	-4.34%

2- NO. OF SHARES TRADED

	2018	2019	NET CHANGE	CHANGE (%)
Daily	6,270,864	3,229,580	-3,041,284	-48.50%
Cumulative(1/5-8/5)	23,735,242	14,130,648	-9,604,594	-40.47%
Cumulative(2/1-8/5)	447,204,625	375,683,708	-71,520,917	-15.99%

3- NO. OF TRANSACTIONS

	2018	2019	NET CHANGE	CHANGE (%)
Daily	2,462	1,671	-791	-32.13%
Cumulative(1/5-8/5)	13,332	7,646	-5,686	-42.65%
Cumulative(2/1-8/5)	213,926	171,459	-42,467	-19.85%

4- SOME FINANCIAL RATIOS FOR THE ASE (8/5/2019)

SECTOR	P/E	P/BV	DIVIDEND YIELD (%)	TURNOVER (%)
FINANCIAL	11.270	0.996	5.727	0.049
SERVICES	16.217	1.095	5.562	0.017
INDUSTRY	18.370	1.309	4.179	0.101
OVERALL	11.652	1.075	5.713	0.048

5- STOCK PRICE INDEX WEIGHTED BY FREE FLOAT MARKET CAPITALIZATION (1999=1000)

	TUESDAY 07/05/2019	WEDNESDAY 08/05/2019	% CHANGE	
			DAY BEFORE	YTD
GENERAL	1777.6	1802.0	1.37%	-5.60%
FINANCIAL	2452.7	2494.7	1.72%	-5.95%
SERVICES	1227.2	1221.0	-0.51%	-4.59%
INDUSTRY	1779.1	1811.1	1.80%	-3.80%

6- STOCK PRICE INDEX WEIGHTED BY MARKET CAPITALIZATION (1991=1000)

	TUESDAY 07/05/2019	WEDNESDAY 08/05/2019	% CHANGE	
			DAY BEFORE	YTD
GENERAL	3449.0	3518.5	2.02%	-7.34%
BANKS	7184.9	7384.6	2.78%	-10.45%
INSURANCE	1332.4	1332.4	0.00%	-3.21%
SERVICES	726.0	729.5	0.48%	-8.44%
INDUSTRY	2360.3	2382.8	0.95%	3.09%

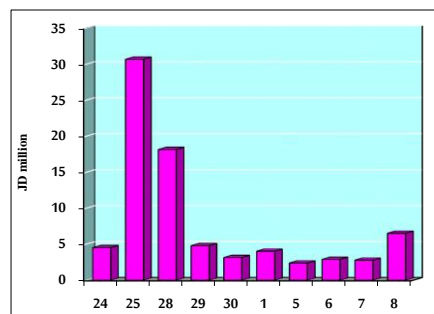
7- STOCK PRICE MARKET INDEX WEIGHTED BY FREE FLOAT MARKET CAP. (2012=1000)

	TUESDAY 07/05/2019	WEDNESDAY 08/05/2019	% CHANGE	
			DAY BEFORE	YTD
FIRST MARKET	940.5	954.8	1.51%	-5.59%
SECOND MARKET	808.2	810.9	0.33%	-2.49%

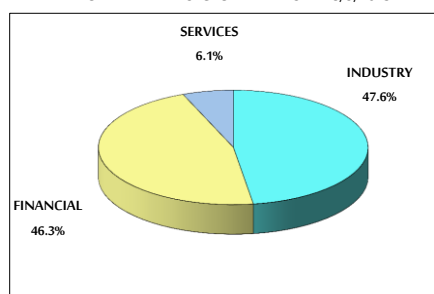
8- MARKET CAPITALIZATION (JD)

ASE MARKET CAPITALIZATION	14,747,781,735	15,013,528,077	1.80%	-6.88%
---------------------------	----------------	----------------	-------	--------

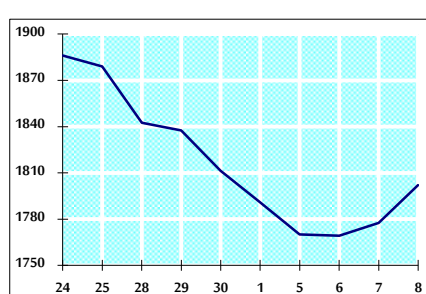
VALUE TRADED FROM 24/4 TO 8/5/2019



VALUE TRADED BY SECTOR WEDNESDAY 8/5/2019



GENERAL FREE FLOAT PRICE INDEX FROM 24/4 TO 8/5/2019



GENERAL PRICE INDEX FROM 24/4 TO 8/5/2019

