

Daily Summary for Amman Stock Exchange

1- VALUE TRADED (JD)

	2018	2019	NET CHANGE	CHANGE (%)
Daily	8,645,960	3,414,045	-5,231,915	-60.51%
Cumulative(1/5-9/5)	39,799,371	22,155,440	-17,643,931	-44.33%
Cumulative(2/1-9/5)	538,534,496	510,281,984	-28,252,512	-5.25%

2- NO. OF SHARES TRADED

	2018	2019	NET CHANGE	CHANGE (%)
Daily	5,306,150	3,391,009	-1,915,141	-36.09%
Cumulative(1/5-9/5)	29,041,392	17,521,657	-11,519,735	-39.67%
Cumulative(2/1-9/5)	452,510,775	379,074,717	-73,436,058	-16.23%

3- NO. OF TRANSACTIONS

	2018	2019	NET CHANGE	CHANGE (%)
Daily	2,554	1,658	-896	-35.08%
Cumulative(1/5-9/5)	15,886	9,304	-6,582	-41.43%
Cumulative(2/1-9/5)	216,480	173,117	-43,363	-20.03%

4- SOME FINANCIAL RATIOS FOR THE ASE (9/5/2019)

SECTOR	P/E	P/BV	DIVIDEND YIELD (%)	TURNOVER (%)
FINANCIAL	11.392	1.007	5.666	0.048
SERVICES	16.223	1.095	5.560	0.046
INDUSTRY	18.480	1.316	4.154	0.071
OVERALL	11.759	1.085	5.661	0.050

5- STOCK PRICE INDEX WEIGHTED BY FREE FLOAT MARKET CAPITALIZATION (1999=1000)

	WEDNESDAY 08/05/2019	THURSDAY 09/05/2019	% CHANGE	
			DAY BEFORE	YTD
GENERAL	1802.0	1811.3	0.52%	-5.11%
FINANCIAL	2494.7	2504.8	0.40%	-5.57%
SERVICES	1221.0	1221.0	0.00%	-4.59%
INDUSTRY	1811.1	1835.7	1.36%	-2.50%

6- STOCK PRICE INDEX WEIGHTED BY MARKET CAPITALIZATION (1991=1000)

	WEDNESDAY 08/05/2019	THURSDAY 09/05/2019	% CHANGE	
			DAY BEFORE	YTD
GENERAL	3518.5	3550.7	0.92%	-6.49%
BANKS	7384.6	7473.1	1.20%	-9.37%
INSURANCE	1332.4	1332.4	0.00%	-3.21%
SERVICES	729.5	731.1	0.22%	-8.24%
INDUSTRY	2382.8	2396.9	0.59%	3.70%

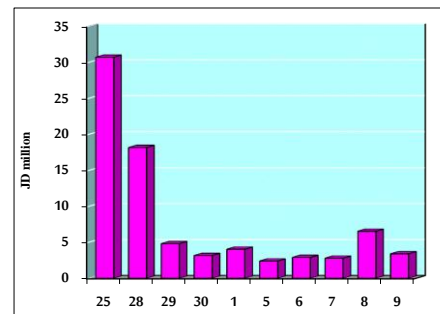
7- STOCK PRICE MARKET INDEX WEIGHTED BY FREE FLOAT MARKET CAP. (2012=1000)

	WEDNESDAY 08/05/2019	THURSDAY 09/05/2019	% CHANGE	
			DAY BEFORE	YTD
FIRST MARKET	954.8	960.3	0.58%	-5.04%
SECOND MARKET	810.9	811.4	0.06%	-2.43%

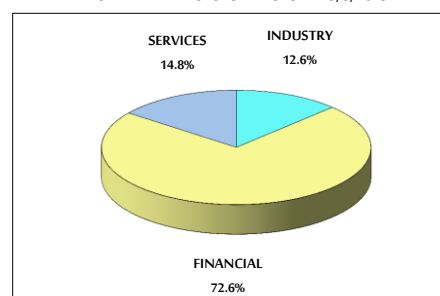
8- MARKET CAPITALIZATION (JD)

ASE MARKET CAPITALIZATION	15,013,528,077	15,137,289,951	0.82%	-6.11%
---------------------------	----------------	----------------	-------	--------

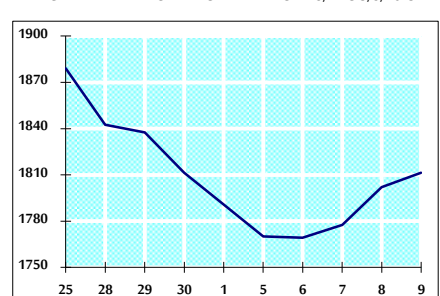
VALUE TRADED FROM 25/4 TO 9/5/2019



VALUE TRADED BY SECTOR THURSDAY 9/5/2019



GENERAL FREE FLOAT PRICE INDEX FROM 25/4 TO 9/5/2019



GENERAL PRICE INDEX FROM 25/4 TO 9/5/2019

