

## Daily Summary for Amman Stock Exchange

### 1- VALUE TRADED ( JD )

	2018	2019	NET CHANGE	CHANGE (%)
Daily	7,681,848	3,421,957	-4,259,891	-55.45%
Cumulative(1/5-15/5)	60,053,068	39,777,500	-20,275,568	-33.76%
Cumulative(2/1-15/5)	558,788,193	527,904,044	-30,884,149	-5.53%

### 2- NO. OF SHARES TRADED

	2018	2019	NET CHANGE	CHANGE (%)
Daily	5,015,474	4,074,143	-941,331	-18.77%
Cumulative(1/5-15/5)	46,280,794	34,980,773	-11,300,021	-24.42%
Cumulative(2/1-15/5)	469,750,177	396,533,833	-73,216,344	-15.59%

### 3- NO. OF TRANSACTIONS

	2018	2019	NET CHANGE	CHANGE (%)
Daily	2,002	1,716	-286	-14.29%
Cumulative(1/5-15/5)	24,097	16,184	-7,913	-32.84%
Cumulative(2/1-15/5)	224,691	179,997	-44,694	-19.89%

### 4- SOME FINANCIAL RATIOS FOR THE ASE (15/5/2019)

SECTOR	P/E	P/BV	DIVIDEND YIELD (%)	TURNOVER (%)
FINANCIAL	11.578	1.024	5.575	0.038
SERVICES	16.057	1.084	5.618	0.058
INDUSTRY	18.242	1.299	4.201	0.176
OVERALL	11.855	1.094	5.615	0.060

### 5- STOCK PRICE INDEX WEIGHTED BY FREE FLOAT MARKET CAPITALIZATION (1999=1000)

	TUESDAY 14/05/2019	WEDNESDAY 15/05/2019	% CHANGE	
			DAY BEFORE	YTD
GENERAL	1834.2	1825.3	-0.49%	-4.38%
FINANCIAL	2561.9	2540.1	-0.85%	-4.24%
SERVICES	1206.2	1206.7	0.05%	-5.71%
INDUSTRY	1827.1	1832.0	0.27%	-2.69%

### 6- STOCK PRICE INDEX WEIGHTED BY MARKET CAPITALIZATION (1991=1000)

	TUESDAY 14/05/2019	WEDNESDAY 15/05/2019	% CHANGE	
			DAY BEFORE	YTD
GENERAL	3625.8	3579.9	-1.27%	-5.72%
BANKS	7788.3	7614.5	-2.23%	-7.66%
INSURANCE	1322.3	1322.2	-0.01%	-3.95%
SERVICES	730.7	729.8	-0.13%	-8.42%
INDUSTRY	2341.9	2361.2	0.82%	2.16%

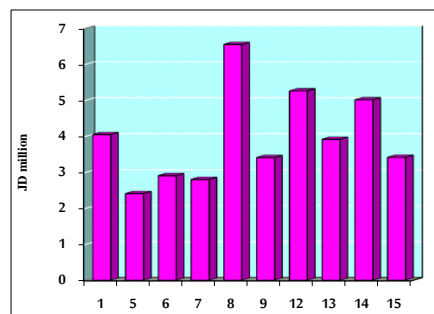
### 7- STOCK PRICE MARKET INDEX WEIGHTED BY FREE FLOAT MARKET CAP. (2012=1000)

	TUESDAY 14/05/2019	WEDNESDAY 15/05/2019	% CHANGE	
			DAY BEFORE	YTD
FIRST MARKET	972.0	967.1	-0.51%	-4.37%
SECOND MARKET	817.9	817.4	-0.05%	-1.70%

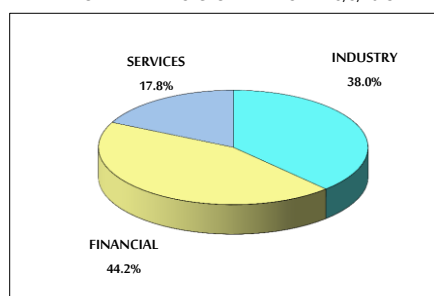
### 8- MARKET CAPITALIZATION (JD)

ASE MARKET CAPITALIZATION	15,417,840,630	15,232,242,339	-1.20%	-5.52%
---------------------------	----------------	----------------	--------	--------

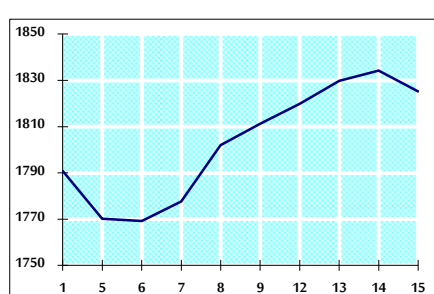
VALUE TRADED FROM 1/5 TO 15/5/2019



VALUE TRADED BY SECTOR WEDNESDAY 15/5/2019



GENERAL FREE FLOAT PRICE INDEX FROM 1/5 TO 15/5/2019



GENERAL PRICE INDEX FROM 1/5 TO 15/5/2019

