

## Daily Summary for Amman Stock Exchange

### 1- VALUE TRADED (JD)

	2018	2019	NET CHANGE	CHANGE (%)
Daily	6,486,629	2,597,200	-3,889,429	-59.96%
Cumulative(1/5-16/5)	66,539,697	42,374,700	-24,164,997	-36.32%
Cumulative(2/1-16/5)	565,274,822	530,501,244	-34,773,578	-6.15%

### 2- NO. OF SHARES TRADED

	2018	2019	NET CHANGE	CHANGE (%)
Daily	4,626,204	3,443,523	-1,182,681	-25.56%
Cumulative(1/5-16/5)	50,906,998	38,424,296	-12,482,702	-24.52%
Cumulative(2/1-16/5)	474,376,381	399,977,356	-74,399,025	-15.68%

### 3- NO. OF TRANSACTIONS

	2018	2019	NET CHANGE	CHANGE (%)
Daily	2,251	1,807	-444	-19.72%
Cumulative(1/5-16/5)	26,348	17,991	-8,357	-31.72%
Cumulative(2/1-16/5)	226,942	181,804	-45,138	-19.89%

### 4- SOME FINANCIAL RATIOS FOR THE ASE (16/5/2019)

SECTOR	P/E	P/BV	DIVIDEND YIELD (%)	TURNOVER (%)
FINANCIAL	11.651	1.030	5.540	0.043
SERVICES	15.612	1.088	5.615	0.053
INDUSTRY	18.248	1.300	4.200	0.088
OVERALL	11.914	1.099	5.587	0.051

### 5- STOCK PRICE INDEX WEIGHTED BY FREE FLOAT MARKET CAPITALIZATION (1999=1000)

	WEDNESDAY 15/05/2019	THURSDAY 16/05/2019	% CHANGE	
			DAY BEFORE	YTD
GENERAL	1825.3	1831.0	0.31%	-4.08%
FINANCIAL	2540.1	2550.7	0.41%	-3.85%
SERVICES	1206.7	1205.6	-0.09%	-5.80%
INDUSTRY	1832.0	1834.9	0.16%	-2.54%

### 6- STOCK PRICE INDEX WEIGHTED BY MARKET CAPITALIZATION (1991=1000)

	WEDNESDAY 15/05/2019	THURSDAY 16/05/2019	% CHANGE	
			DAY BEFORE	YTD
GENERAL	3579.9	3597.6	0.50%	-5.25%
BANKS	7614.5	7671.5	0.75%	-6.97%
INSURANCE	1322.2	1319.0	-0.24%	-4.18%
SERVICES	729.8	730.4	0.09%	-8.33%
INDUSTRY	2361.2	2362.1	0.04%	2.20%

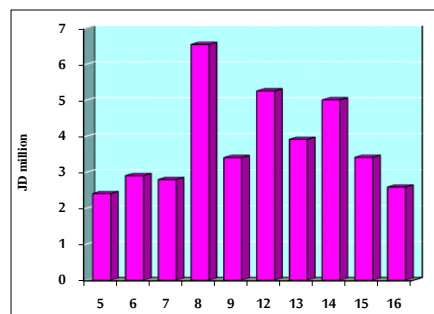
### 7- STOCK PRICE MARKET INDEX WEIGHTED BY FREE FLOAT MARKET CAP. (2012=1000)

	WEDNESDAY 15/05/2019	THURSDAY 16/05/2019	% CHANGE	
			DAY BEFORE	YTD
FIRST MARKET	967.1	970.6	0.37%	-4.02%
SECOND MARKET	817.4	818.5	0.13%	-1.57%

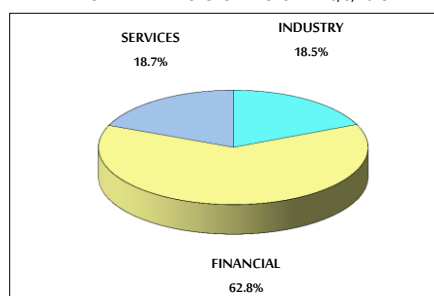
### 8- MARKET CAPITALIZATION (JD)

ASE MARKET CAPITALIZATION	15,232,242,339	15,296,742,498	0.42%	-5.12%
---------------------------	----------------	----------------	-------	--------

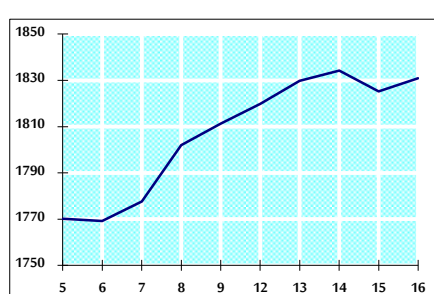
VALUE TRADED FROM 5/5 TO 16/5/2019



VALUE TRADED BY SECTOR THURSDAY 16/5/2019



GENERAL FREE FLOAT PRICE INDEX FROM 5/5 TO 16/5/2019



GENERAL PRICE INDEX FROM 5/5 TO 16/5/2019

