

## Daily Summary for Amman Stock Exchange

### 1- VALUE TRADED (JD )

	2018	2019	NET CHANGE	CHANGE ( % )
Daily	3,099,356	3,487,374	388,018	12.52%
Cumulative(2/6-2/6)	3,099,356	3,487,374	388,018	12.52%
Cumulative(2/1-2/6)	709,316,234	574,372,208	-134,944,026	-19.02%

### 2- NO. OF SHARES TRADED

	2018	2019	NET CHANGE	CHANGE ( % )
Daily	2,493,030	3,997,126	1,504,096	60.33%
Cumulative(2/6-2/6)	2,493,030	3,997,126	1,504,096	60.33%
Cumulative(2/1-2/6)	546,123,936	445,427,598	-100,696,338	-18.44%

### 3- NO. OF TRANSACTIONS

	2018	2019	NET CHANGE	CHANGE ( % )
Daily	1,452	1,643	191	13.15%
Cumulative(2/6-2/6)	1,452	1,643	191	13.15%
Cumulative(2/1-2/6)	248,923	201,186	-47,737	-19.18%

### 4- SOME FINANCIAL RATIOS FOR THE ASE (2/6/2019)

SECTOR	P/E	P/BV	DIVIDEND YIELD (%)	TURNOVER (%)
FINANCIAL	11.119	0.995	5.778	0.058
SERVICES	15.791	1.101	5.551	0.049
INDUSTRY	18.753	1.265	4.183	0.080
OVERALL	11.581	1.069	5.748	0.059

### 5- STOCK PRICE INDEX WEIGHTED BY FREE FLOAT MARKET CAPITALIZATION (1999=1000)

	THURSDAY 30/05/2019	SUNDAY 02/06/2019	% CHANGE	
			DAY BEFORE	YTD
GENERAL	1806.5	1806.3	-0.01%	-5.37%
FINANCIAL	2501.7	2502.6	0.04%	-5.66%
SERVICES	1231.2	1235.3	0.33%	-3.48%
INDUSTRY	1791.2	1788.8	-0.13%	-4.99%

### 6- STOCK PRICE INDEX WEIGHTED BY MARKET CAPITALIZATION (1991=1000)

	THURSDAY 30/05/2019	SUNDAY 02/06/2019	% CHANGE	
			DAY BEFORE	YTD
GENERAL	3500.8	3497.0	-0.11%	-7.90%
BANKS	7390.0	7379.4	-0.14%	-10.51%
INSURANCE	1316.2	1314.3	-0.15%	-4.52%
SERVICES	733.7	730.5	-0.44%	-8.33%
INDUSTRY	2317.2	2322.3	0.22%	0.47%

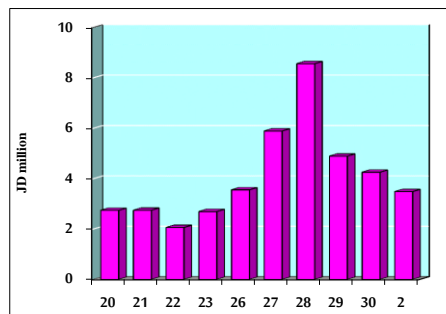
### 7- STOCK PRICE MARKET INDEX WEIGHTED BY FREE FLOAT MARKET CAP. (2012=1000)

	THURSDAY 30/05/2019	SUNDAY 02/06/2019	% CHANGE	
			DAY BEFORE	YTD
FIRST MARKET	955.3	955.1	-0.02%	-5.56%
SECOND MARKET	824.4	826.0	0.19%	-0.68%

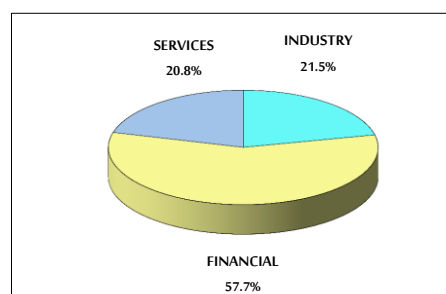
### 8- MARKET CAPITALIZATION (JD)

ASE MARKET CAPITALIZATION	14,934,002,978	14,925,006,047	-0.06%	-7.43%
---------------------------	----------------	----------------	--------	--------

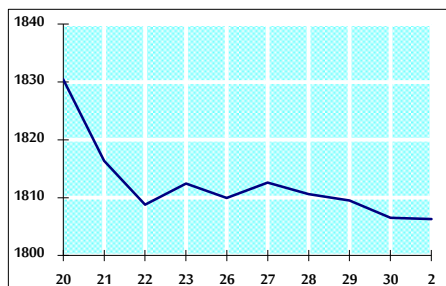
VALUE TRADED FROM 20/5 TO 2/6/2019



VALUE TRADED BY SECTOR SUNDAY 2/6/2019



GENERAL FREE FLOAT PRICE INDEX FROM 20/5 TO 2/6/2019



GENERAL PRICE INDEX FROM 20/5 TO 2/6/2019

