

Daily Summary for Amman Stock Exchange

1- VALUE TRADED (JD)

	2018	2019	NET CHANGE	CHANGE (%)
Daily	3,955,182	3,634,306	-320,876	-8.11%
Cumulative(2/6-10/6)	9,091,649	9,760,465	668,816	7.36%
Cumulative(2/1-10/6)	715,308,527	580,645,299	-134,663,228	-18.83%

2- NO. OF SHARES TRADED

	2018	2019	NET CHANGE	CHANGE (%)
Daily	2,823,867	4,079,712	1,255,845	44.47%
Cumulative(2/6-10/6)	6,722,383	10,864,394	4,142,011	61.62%
Cumulative(2/1-10/6)	550,353,289	452,294,866	-98,058,423	-17.82%

3- NO. OF TRANSACTIONS

	2018	2019	NET CHANGE	CHANGE (%)
Daily	1,256	2,020	764	60.83%
Cumulative(2/6-10/6)	4,051	5,356	1,305	32.21%
Cumulative(2/1-10/6)	251,522	204,899	-46,623	-18.54%

4- SOME FINANCIAL RATIOS FOR THE ASE (10/6/2019)

SECTOR	P/E	P/BV	DIVIDEND YIELD (%)	TURNOVER (%)
FINANCIAL	11.159	0.999	5.758	0.058
SERVICES	15.742	1.097	5.569	0.079
INDUSTRY	18.668	1.260	4.202	0.042
OVERALL	11.592	1.070	5.743	0.060

5- STOCK PRICE INDEX WEIGHTED BY FREE FLOAT MARKET CAPITALIZATION (1999=1000)

	MONDAY 03/06/2019	MONDAY 10/06/2019	% CHANGE	
			DAY BEFORE	YTD
GENERAL	1806.5	1806.3	-0.01%	-5.37%
FINANCIAL	2510.1	2512.8	0.11%	-5.27%
SERVICES	1230.4	1228.2	-0.18%	-4.03%
INDUSTRY	1778.7	1775.3	-0.19%	-5.71%

6- STOCK PRICE INDEX WEIGHTED BY MARKET CAPITALIZATION (1991=1000)

	MONDAY 03/06/2019	MONDAY 10/06/2019	% CHANGE	
			DAY BEFORE	YTD
GENERAL	3498.2	3500.4	0.06%	-7.81%
BANKS	7389.3	7402.9	0.18%	-10.22%
INSURANCE	1325.6	1323.5	-0.16%	-3.85%
SERVICES	733.4	732.1	-0.17%	-8.12%
INDUSTRY	2311.0	2308.4	-0.12%	-0.13%

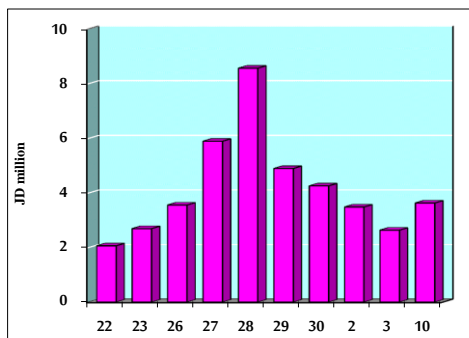
7- STOCK PRICE MARKET INDEX WEIGHTED BY FREE FLOAT MARKET CAP. (2012=1000)

	MONDAY 03/06/2019	MONDAY 10/06/2019	% CHANGE	
			DAY BEFORE	YTD
FIRST MARKET	954.0	952.8	-0.13%	-5.78%
SECOND MARKET	831.0	836.4	0.65%	0.58%

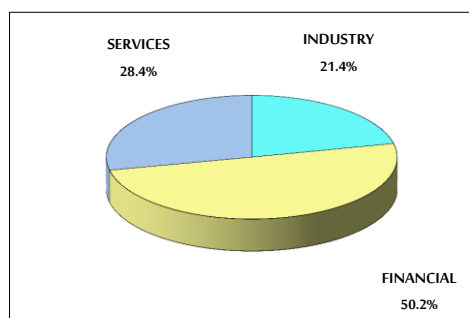
8- MARKET CAPITALIZATION (JD)

ASE MARKET CAPITALIZATION	14,928,546,138	14,937,755,505	0.06%	-7.35%
---------------------------	----------------	----------------	-------	--------

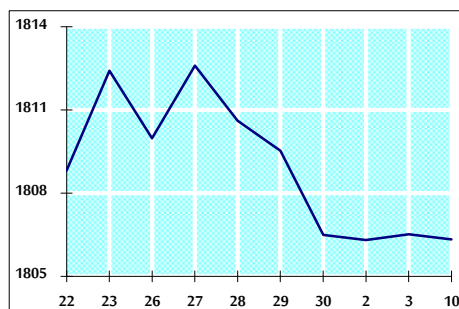
VALUE TRADED FROM 22/5 TO 10/6/2019



VALUE TRADED BY SECTOR MONDAY 10/6/2019



GENERAL FREE FLOAT PRICE INDEX FROM 22/5 TO 10/6/2019



GENERAL PRICE INDEX FROM 22/5 TO 10/6/2019

