

## Daily Summary for Amman Stock Exchange

### 1- VALUE TRADED ( JD )

	2018	2019	NET CHANGE	CHANGE ( % )
Daily	4,750,089	8,072,317	3,322,228	69.94%
Cumulative(2/6-30/6)	74,870,297	97,180,875	22,310,578	29.80%
Cumulative(2/1-30/6)	781,087,175	668,065,709	-113,021,466	-14.47%

### 2- NO. OF SHARES TRADED

	2018	2019	NET CHANGE	CHANGE ( % )
Daily	4,241,599	7,486,388	3,244,789	76.50%
Cumulative(2/6-30/6)	60,358,218	92,824,204	32,465,986	53.79%
Cumulative(2/1-30/6)	603,989,124	534,254,676	-69,734,448	-11.55%

### 3- NO. OF TRANSACTIONS

	2018	2019	NET CHANGE	CHANGE ( % )
Daily	1,825	3,110	1,285	70.41%
Cumulative(2/6-30/6)	26,583	43,892	17,309	65.11%
Cumulative(2/1-30/6)	274,054	243,435	-30,619	-11.17%

### 4- SOME FINANCIAL RATIOS FOR THE ASE (30/6/2019)

SECTOR	P/E	P/BV	DIVIDEND YIELD (%)	TURNOVER (%)
FINANCIAL	11.561	1.035	5.557	0.106
SERVICES	16.354	1.140	5.360	0.094
INDUSTRY	19.165	1.293	4.100	0.156
OVERALL	12.054	1.112	5.523	0.111

### 5- STOCK PRICE INDEX WEIGHTED BY FREE FLOAT MARKET CAPITALIZATION (1999=1000)

	THURSDAY 27/06/2019	SUNDAY 30/06/2019	% CHANGE	
			DAY BEFORE	YTD
GENERAL	1876.5	1880.1	0.19%	-1.50%
FINANCIAL	2576.8	2576.0	-0.03%	-2.89%
SERVICES	1301.0	1309.4	0.65%	2.32%
INDUSTRY	1825.6	1834.2	0.47%	-2.58%

### 6- STOCK PRICE INDEX WEIGHTED BY MARKET CAPITALIZATION (1991=1000)

	THURSDAY 27/06/2019	SUNDAY 30/06/2019	% CHANGE	
			DAY BEFORE	YTD
GENERAL	3632.3	3640.1	0.21%	-4.14%
BANKS	7695.7	7692.2	-0.05%	-6.72%
INSURANCE	1314.8	1315.7	0.07%	-4.42%
SERVICES	749.6	752.7	0.41%	-5.54%
INDUSTRY	2403.6	2423.2	0.82%	4.84%

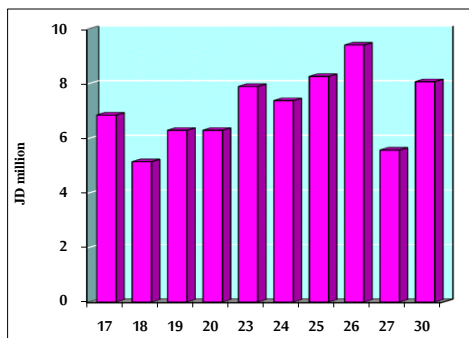
### 7- STOCK PRICE MARKET INDEX WEIGHTED BY FREE FLOAT MARKET CAP. (2012=1000)

	THURSDAY 27/06/2019	SUNDAY 30/06/2019	% CHANGE	
			DAY BEFORE	YTD
FIRST MARKET	992.8	995.4	0.27%	-1.57%
SECOND MARKET	853.9	853.5	-0.04%	2.64%

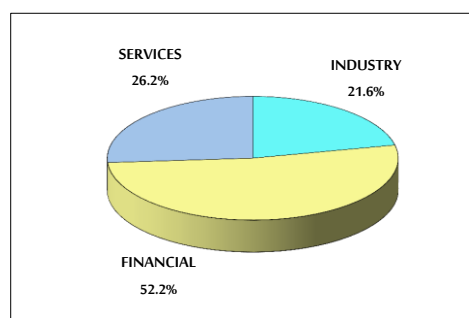
### 8- MARKET CAPITALIZATION (JD)

ASE MARKET CAPITALIZATION	15,418,931,579	15,450,768,860	0.21%	-4.17%
---------------------------	----------------	----------------	-------	--------

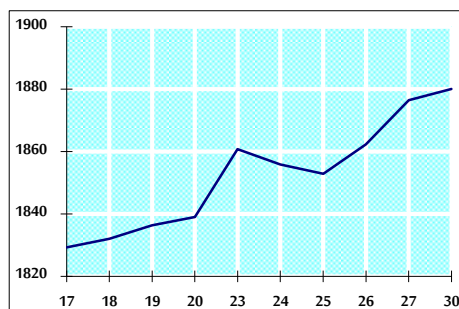
VALUE TRADED FROM 17/6 TO 30/6/2019



VALUE TRADED BY SECTOR SUNDAY 30/6/2019



GENERAL FREE FLOAT PRICE INDEX FROM 17/6 TO 30/6/2019



GENERAL PRICE INDEX FROM 17/6 TO 30/6/2019

