

## Daily Summary for Amman Stock Exchange

### 1- VALUE TRADED ( JD )

	2018	2019	NET CHANGE	CHANGE ( % )
Daily	2,289,497	3,811,717	1,522,220	66.49%
Cumulative(2/6-11/6)	11,381,146	13,572,182	2,191,036	19.25%
Cumulative(2/1-11/6)	717,598,024	584,457,016	-133,141,008	-18.55%

### 2- NO. OF SHARES TRADED

	2018	2019	NET CHANGE	CHANGE ( % )
Daily	2,157,393	4,178,173	2,020,780	93.67%
Cumulative(2/6-11/6)	8,879,776	15,042,567	6,162,791	69.40%
Cumulative(2/1-11/6)	552,510,682	456,473,039	-96,037,643	-17.38%

### 3- NO. OF TRANSACTIONS

	2018	2019	NET CHANGE	CHANGE ( % )
Daily	1,337	2,378	1,041	77.86%
Cumulative(2/6-11/6)	5,388	7,734	2,346	43.54%
Cumulative(2/1-11/6)	252,859	207,277	-45,582	-18.03%

### 4- SOME FINANCIAL RATIOS FOR THE ASE (11/6/2019)

SECTOR	P/E	P/BV	DIVIDEND YIELD (%)	TURNOVER (%)
FINANCIAL	11.187	1.001	5.744	0.058
SERVICES	15.729	1.097	5.573	0.060
INDUSTRY	18.737	1.264	4.186	0.083
OVERALL	11.622	1.072	5.728	0.062

### 5- STOCK PRICE INDEX WEIGHTED BY FREE FLOAT MARKET CAPITALIZATION (1999=1000)

	MONDAY 10/06/2019	TUESDAY 11/06/2019	% CHANGE	
			DAY BEFORE	YTD
GENERAL	1806.3	1807.1	0.04%	-5.33%
FINANCIAL	2512.8	2513.3	0.02%	-5.25%
SERVICES	1228.2	1227.3	-0.07%	-4.10%
INDUSTRY	1775.3	1779.6	0.24%	-5.48%

### 6- STOCK PRICE INDEX WEIGHTED BY MARKET CAPITALIZATION (1991=1000)

	MONDAY 10/06/2019	TUESDAY 11/06/2019	% CHANGE	
			DAY BEFORE	YTD
GENERAL	3500.4	3509.4	0.26%	-7.58%
BANKS	7402.9	7427.6	0.33%	-9.92%
INSURANCE	1323.5	1326.7	0.25%	-3.62%
SERVICES	732.1	730.1	-0.28%	-8.37%
INDUSTRY	2308.4	2316.8	0.37%	0.24%

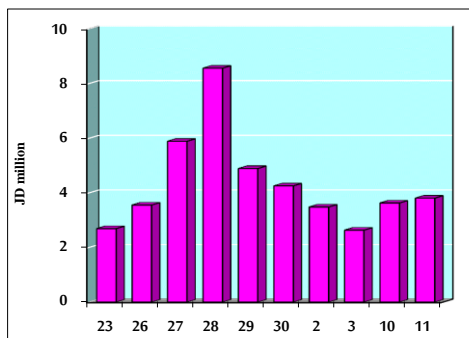
### 7- STOCK PRICE MARKET INDEX WEIGHTED BY FREE FLOAT MARKET CAP. (2012=1000)

	MONDAY 10/06/2019	TUESDAY 11/06/2019	% CHANGE	
			DAY BEFORE	YTD
FIRST MARKET	952.8	953.5	0.08%	-5.71%
SECOND MARKET	836.4	834.9	-0.18%	0.40%

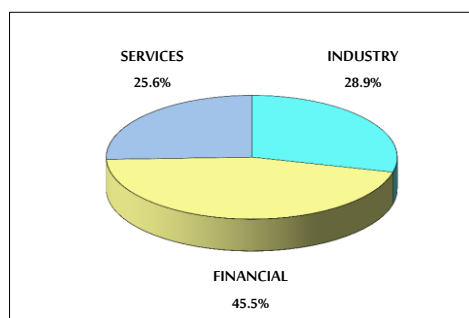
### 8- MARKET CAPITALIZATION (JD)

ASE MARKET CAPITALIZATION	14,937,755,505	14,971,450,651	0.23%	-7.14%
---------------------------	----------------	----------------	-------	--------

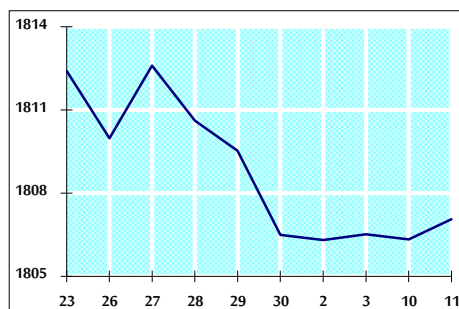
VALUE TRADED FROM 23/5 TO 11/6/2019



VALUE TRADED BY SECTOR TUESDAY 11/6/2019



GENERAL FREE FLOAT PRICE INDEX FROM 23/5 TO 11/6/2019



GENERAL PRICE INDEX FROM 23/5 TO 11/6/2019

