

## Daily Summary for Amman Stock Exchange

### 1- VALUE TRADED ( JD )

	2018	2019	NET CHANGE	CHANGE ( % )
Daily	3,216,733	4,502,901	1,286,168	39.98%
Cumulative(2/6-12/6)	14,597,879	18,075,083	3,477,204	23.82%
Cumulative(2/1-12/6)	720,814,757	588,959,917	-131,854,840	-18.29%

### 2- NO. OF SHARES TRADED

	2018	2019	NET CHANGE	CHANGE ( % )
Daily	2,604,519	4,593,669	1,989,150	76.37%
Cumulative(2/6-12/6)	11,484,295	19,636,236	8,151,941	70.98%
Cumulative(2/1-12/6)	555,115,201	461,066,708	-94,048,493	-16.94%

### 3- NO. OF TRANSACTIONS

	2018	2019	NET CHANGE	CHANGE ( % )
Daily	1,149	2,094	945	82.25%
Cumulative(2/6-12/6)	6,537	9,828	3,291	50.34%
Cumulative(2/1-12/6)	254,008	209,371	-44,637	-17.57%

### 4- SOME FINANCIAL RATIOS FOR THE ASE (12/6/2019)

SECTOR	P/E	P/BV	DIVIDEND YIELD (%)	TURNOVER (%)
FINANCIAL	11.173	1.000	5.750	0.068
SERVICES	15.684	1.093	5.589	0.055
INDUSTRY	18.896	1.275	4.151	0.092
OVERALL	11.633	1.073	5.723	0.068

### 5- STOCK PRICE INDEX WEIGHTED BY FREE FLOAT MARKET CAPITALIZATION (1999=1000)

	TUESDAY 11/06/2019	WEDNESDAY 12/06/2019	% CHANGE	
			DAY BEFORE	YTD
GENERAL	1807.1	1812.0	0.27%	-5.07%
FINANCIAL	2513.3	2515.7	0.10%	-5.16%
SERVICES	1227.3	1222.5	-0.39%	-4.48%
INDUSTRY	1779.6	1806.3	1.50%	-4.06%

### 6- STOCK PRICE INDEX WEIGHTED BY MARKET CAPITALIZATION (1991=1000)

	TUESDAY 11/06/2019	WEDNESDAY 12/06/2019	% CHANGE	
			DAY BEFORE	YTD
GENERAL	3509.4	3512.7	0.09%	-7.49%
BANKS	7427.6	7416.5	-0.15%	-10.06%
INSURANCE	1326.7	1324.7	-0.16%	-3.77%
SERVICES	730.1	730.2	0.01%	-8.36%
INDUSTRY	2316.8	2336.2	0.84%	1.08%

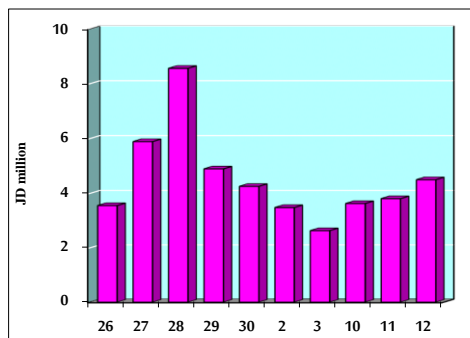
### 7- STOCK PRICE MARKET INDEX WEIGHTED BY FREE FLOAT MARKET CAP. (2012=1000)

	TUESDAY 11/06/2019	WEDNESDAY 12/06/2019	% CHANGE	
			DAY BEFORE	YTD
FIRST MARKET	953.5	956.8	0.34%	-5.39%
SECOND MARKET	834.9	830.9	-0.48%	-0.08%

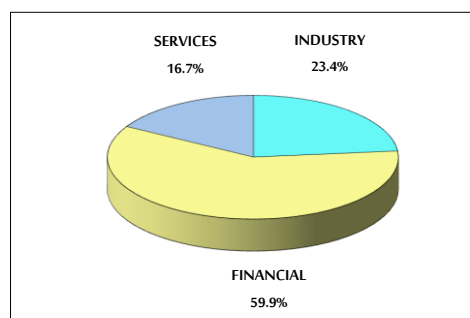
### 8- MARKET CAPITALIZATION (JD)

ASE MARKET CAPITALIZATION	14,971,450,651	14,980,286,510	0.06%	-7.09%
---------------------------	----------------	----------------	-------	--------

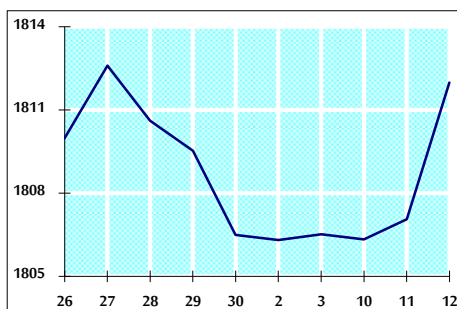
VALUE TRADED FROM 26/5 TO 12/6/2019



VALUE TRADED BY SECTOR WEDNESDAY 12/6/2019



GENERAL FREE FLOAT PRICE INDEX FROM 26/5 TO 12/6/2019



GENERAL PRICE INDEX FROM 26/5 TO 12/6/2019

