

## Daily Summary for Amman Stock Exchange

### 1- VALUE TRADED ( JD )

	2018	2019	NET CHANGE	CHANGE ( % )
Daily	5,480,561	5,314,316	-166,245	-3.03%
Cumulative(2/6-13/6)	20,078,440	23,389,399	3,310,959	16.49%
Cumulative(2/1-13/6)	726,295,318	594,274,233	-132,021,085	-18.18%

### 2- NO. OF SHARES TRADED

	2018	2019	NET CHANGE	CHANGE ( % )
Daily	4,907,888	4,347,079	-560,809	-11.43%
Cumulative(2/6-13/6)	16,392,183	23,983,315	7,591,132	46.31%
Cumulative(2/1-13/6)	560,023,089	465,413,787	-94,609,302	-16.89%

### 3- NO. OF TRANSACTIONS

	2018	2019	NET CHANGE	CHANGE ( % )
Daily	2,124	2,470	346	16.29%
Cumulative(2/6-13/6)	8,661	12,298	3,637	41.99%
Cumulative(2/1-13/6)	256,132	211,841	-44,291	-17.29%

### 4- SOME FINANCIAL RATIOS FOR THE ASE (13/6/2019)

SECTOR	P/E	P/BV	DIVIDEND YIELD (%)	TURNOVER (%)
FINANCIAL	11.181	1.001	5.747	0.062
SERVICES	15.728	1.097	5.574	0.069
INDUSTRY	18.906	1.276	4.149	0.069
OVERALL	11.644	1.074	5.717	0.064

### 5- STOCK PRICE INDEX WEIGHTED BY FREE FLOAT MARKET CAPITALIZATION (1999=1000)

	WEDNESDAY 12/06/2019	THURSDAY 13/06/2019	% CHANGE	
			DAY BEFORE	YTD
GENERAL	1812.0	1812.0	0.00%	-5.07%
FINANCIAL	2515.7	2511.8	-0.16%	-5.31%
SERVICES	1222.5	1227.6	0.41%	-4.08%
INDUSTRY	1806.3	1807.9	0.09%	-3.97%

### 6- STOCK PRICE INDEX WEIGHTED BY MARKET CAPITALIZATION (1991=1000)

	WEDNESDAY 12/06/2019	THURSDAY 13/06/2019	% CHANGE	
			DAY BEFORE	YTD
GENERAL	3512.7	3516.2	0.10%	-7.40%
BANKS	7416.5	7418.8	0.03%	-10.03%
INSURANCE	1324.7	1327.3	0.20%	-3.58%
SERVICES	730.2	733.0	0.39%	-8.01%
INDUSTRY	2336.2	2338.7	0.10%	1.18%

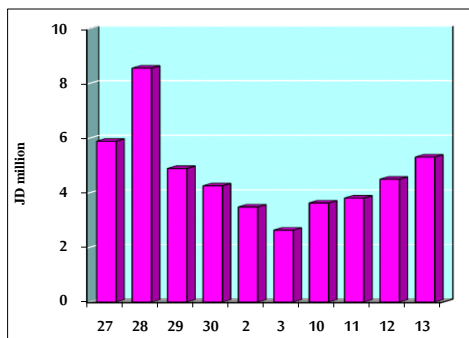
### 7- STOCK PRICE MARKET INDEX WEIGHTED BY FREE FLOAT MARKET CAP. (2012=1000)

	WEDNESDAY 12/06/2019	THURSDAY 13/06/2019	% CHANGE	
			DAY BEFORE	YTD
FIRST MARKET	956.8	956.1	-0.07%	-5.45%
SECOND MARKET	830.9	833.6	0.32%	0.23%

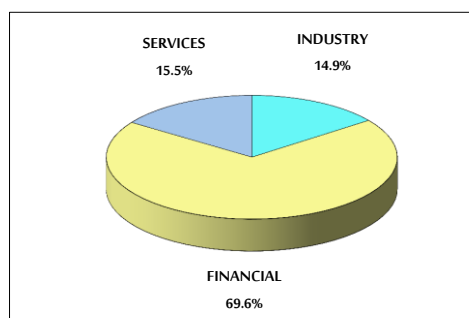
### 8- MARKET CAPITALIZATION (JD)

ASE MARKET CAPITALIZATION	14,980,286,510	14,994,223,284	0.09%	-7.00%
---------------------------	----------------	----------------	-------	--------

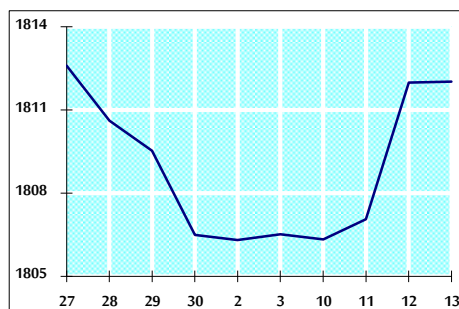
VALUE TRADED FROM 27/5 TO 13/6/2019



VALUE TRADED BY SECTOR THURSDAY 13/6/2019



GENERAL FREE FLOAT PRICE INDEX FROM 27/5 TO 13/6/2019



GENERAL PRICE INDEX FROM 27/5 TO 13/6/2019

