

## Daily Summary for Amman Stock Exchange

### 1- VALUE TRADED ( JD )

	2018	2019	NET CHANGE	CHANGE ( % )
Daily	2,481,839	4,423,637	1,941,798	78.24%
Cumulative(1/7-2/7)	7,125,846	8,977,595	1,851,749	25.99%
Cumulative(2/1-2/7)	788,213,021	677,043,304	-111,169,717	-14.10%

### 2- NO. OF SHARES TRADED

	2018	2019	NET CHANGE	CHANGE ( % )
Daily	2,716,941	4,448,607	1,731,666	63.74%
Cumulative(1/7-2/7)	6,622,107	9,588,057	2,965,950	44.79%
Cumulative(2/1-2/7)	610,611,231	543,842,733	-66,768,498	-10.93%

### 3- NO. OF TRANSACTIONS

	2018	2019	NET CHANGE	CHANGE ( % )
Daily	1,338	3,317	1,979	147.91%
Cumulative(1/7-2/7)	2,693	5,712	3,019	112.11%
Cumulative(2/1-2/7)	276,747	249,147	-27,600	-9.97%

### 4- SOME FINANCIAL RATIOS FOR THE ASE (2/7/2019)

SECTOR	P/E	P/BV	DIVIDEND YIELD (%)	TURNOVER (%)
FINANCIAL	11.458	1.024	5.611	0.047
SERVICES	16.557	1.154	5.294	0.089
INDUSTRY	19.321	1.301	4.075	0.086
OVERALL	12.094	1.108	5.511	0.063

### 5- STOCK PRICE INDEX WEIGHTED BY FREE FLOAT MARKET CAPITALIZATION (1999=1000)

	MONDAY 01/07/2019	TUESDAY 02/07/2019	% CHANGE	
			DAY BEFORE	YTD
GENERAL	1867.9	1875.2	0.39%	-1.76%
FINANCIAL	2558.8	2564.5	0.22%	-3.33%
SERVICES	1303.5	1315.1	0.89%	2.75%
INDUSTRY	1833.5	1831.7	-0.09%	-2.71%

### 6- STOCK PRICE INDEX WEIGHTED BY MARKET CAPITALIZATION (1991=1000)

	MONDAY 01/07/2019	TUESDAY 02/07/2019	% CHANGE	
			DAY BEFORE	YTD
GENERAL	3605.2	3623.5	0.51%	-4.57%
BANKS	7578.5	7598.4	0.26%	-7.85%
INSURANCE	1321.4	1309.8	-0.88%	-4.84%
SERVICES	755.1	764.6	1.27%	-4.04%
INDUSTRY	2415.2	2433.2	0.75%	5.27%

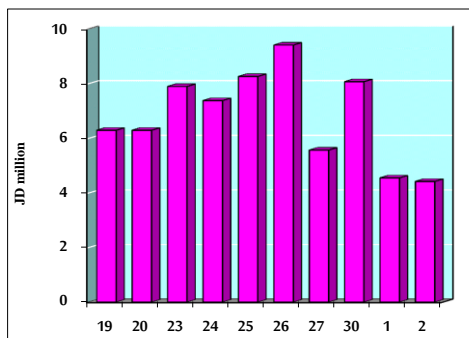
### 7- STOCK PRICE MARKET INDEX WEIGHTED BY FREE FLOAT MARKET CAP. (2012=1000)

	MONDAY 01/07/2019	TUESDAY 02/07/2019	% CHANGE	
			DAY BEFORE	YTD
FIRST MARKET	986.7	989.6	0.30%	-2.14%
SECOND MARKET	858.9	867.2	0.97%	4.28%

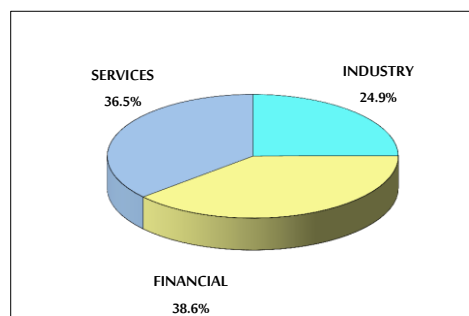
### 8- MARKET CAPITALIZATION (JD)

ASE MARKET CAPITALIZATION	15,321,708,902	15,390,778,156	0.45%	-4.54%
---------------------------	----------------	----------------	-------	--------

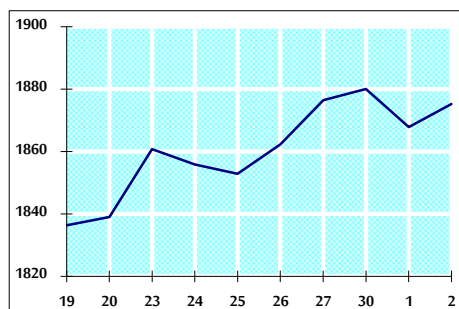
VALUE TRADED FROM 19/6 TO 2/7/2019



VALUE TRADED BY SECTOR TUESDAY 2/7/2019



GENERAL FREE FLOAT PRICE INDEX FROM 19/6 TO 2/7/2019



GENERAL PRICE INDEX FROM 19/6 TO 2/7/2019

