

## Daily Summary for Amman Stock Exchange

### 1- VALUE TRADED ( JD )

	2018	2019	NET CHANGE	CHANGE ( % )
Daily	3,766,588	6,729,500	2,962,912	78.66%
Cumulative(1/7-3/7)	10,892,434	15,707,095	4,814,661	44.20%
Cumulative(2/1-3/7)	791,979,609	683,772,804	-108,206,805	-13.66%

### 2- NO. OF SHARES TRADED

	2018	2019	NET CHANGE	CHANGE ( % )
Daily	3,859,018	6,578,520	2,719,502	70.47%
Cumulative(1/7-3/7)	10,481,125	16,166,577	5,685,452	54.24%
Cumulative(2/1-3/7)	614,470,249	550,421,253	-64,048,996	-10.42%

### 3- NO. OF TRANSACTIONS

	2018	2019	NET CHANGE	CHANGE ( % )
Daily	1,643	3,794	2,151	130.92%
Cumulative(1/7-3/7)	4,336	9,506	5,170	119.23%
Cumulative(2/1-3/7)	278,390	252,941	-25,449	-9.14%

### 4- SOME FINANCIAL RATIOS FOR THE ASE (3/7/2019)

SECTOR	P/E	P/BV	DIVIDEND YIELD (%)	TURNOVER (%)
FINANCIAL	11.484	1.026	5.599	0.077
SERVICES	16.828	1.173	5.209	0.148
INDUSTRY	19.389	1.305	4.061	0.099
OVERALL	12.154	1.113	5.484	0.097

### 5- STOCK PRICE INDEX WEIGHTED BY FREE FLOAT MARKET CAPITALIZATION (1999=1000)

	TUESDAY 02/07/2019	WEDNESDAY 03/07/2019	% CHANGE	
			DAY BEFORE	YTD
GENERAL	1875.2	1887.2	0.64%	-1.13%
FINANCIAL	2564.5	2574.5	0.39%	-2.95%
SERVICES	1315.1	1335.4	1.55%	4.35%
INDUSTRY	1831.7	1831.7	0.00%	-2.71%

### 6- STOCK PRICE INDEX WEIGHTED BY MARKET CAPITALIZATION (1991=1000)

	TUESDAY 02/07/2019	WEDNESDAY 03/07/2019	% CHANGE	
			DAY BEFORE	YTD
GENERAL	3623.5	3641.3	0.49%	-4.10%
BANKS	7598.4	7613.3	0.20%	-7.67%
INSURANCE	1309.8	1316.0	0.47%	-4.39%
SERVICES	764.6	778.1	1.76%	-2.35%
INDUSTRY	2433.2	2445.6	0.51%	5.81%

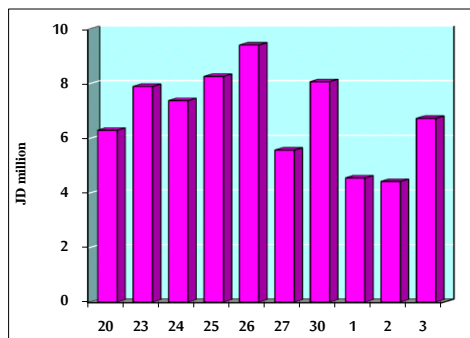
### 7- STOCK PRICE MARKET INDEX WEIGHTED BY FREE FLOAT MARKET CAP. (2012=1000)

	TUESDAY 02/07/2019	WEDNESDAY 03/07/2019	% CHANGE	
			DAY BEFORE	YTD
FIRST MARKET	989.6	996.1	0.66%	-1.50%
SECOND MARKET	867.2	872.4	0.60%	4.91%

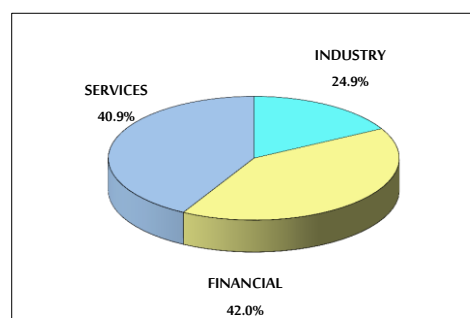
### 8- MARKET CAPITALIZATION (JD)

ASE MARKET CAPITALIZATION	15,390,778,156	15,461,967,792	0.46%	-4.10%
---------------------------	----------------	----------------	-------	--------

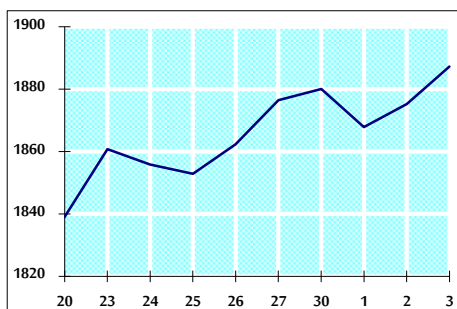
VALUE TRADED FROM 20/6 TO 3/7/2019



VALUE TRADED BY SECTOR WEDNESDAY 3/7/2019



GENERAL FREE FLOAT PRICE INDEX FROM 20/6 TO 3/7/2019



GENERAL PRICE INDEX FROM 20/6 TO 3/7/2019

