

Daily Summary for Amman Stock Exchange

1- VALUE TRADED (JD)

	2018	2019	NET CHANGE	CHANGE (%)
Daily	3,477,584	3,636,918	159,334	4.58%
Cumulative(1/7-16/7)	37,794,268	71,286,478	33,492,210	88.62%
Cumulative(2/1-16/7)	818,881,443	739,352,187	-79,529,256	-9.71%

2- NO. OF SHARES TRADED

	2018	2019	NET CHANGE	CHANGE (%)
Daily	2,962,483	3,953,434	990,951	33.45%
Cumulative(1/7-16/7)	37,492,136	67,322,289	29,830,153	79.56%
Cumulative(2/1-16/7)	641,481,260	601,576,965	-39,904,295	-6.22%

3- NO. OF TRANSACTIONS

	2018	2019	NET CHANGE	CHANGE (%)
Daily	1,271	2,305	1,034	81.35%
Cumulative(1/7-16/7)	16,774	33,677	16,903	100.77%
Cumulative(2/1-16/7)	290,828	277,112	-13,716	-4.72%

4- SOME FINANCIAL RATIOS FOR THE ASE (16/7/2019)

SECTOR	P/E	P/BV	DIVIDEND YIELD (%)	TURNOVER (%)
FINANCIAL	11.393	1.018	5.643	0.057
SERVICES	16.559	1.154	5.294	0.062
INDUSTRY	19.892	1.339	3.958	0.060
OVERALL	12.127	1.111	5.496	0.059

5- STOCK PRICE INDEX WEIGHTED BY FREE FLOAT MARKET CAPITALIZATION (1999=1000)

	MONDAY 15/07/2019	TUESDAY 16/07/2019	% CHANGE	
			DAY BEFORE	YTD
GENERAL	1876.8	1871.8	-0.27%	-1.94%
FINANCIAL	2559.6	2551.9	-0.30%	-3.80%
SERVICES	1316.5	1315.1	-0.11%	2.76%
INDUSTRY	1855.6	1851.9	-0.20%	-1.64%

6- STOCK PRICE INDEX WEIGHTED BY MARKET CAPITALIZATION (1991=1000)

	MONDAY 15/07/2019	TUESDAY 16/07/2019	% CHANGE	
			DAY BEFORE	YTD
GENERAL	3644.7	3633.2	-0.32%	-4.32%
BANKS	7562.5	7540.1	-0.30%	-8.56%
INSURANCE	1323.4	1320.9	-0.19%	-4.04%
SERVICES	771.6	767.2	-0.57%	-3.71%
INDUSTRY	2511.1	2506.1	-0.20%	8.43%

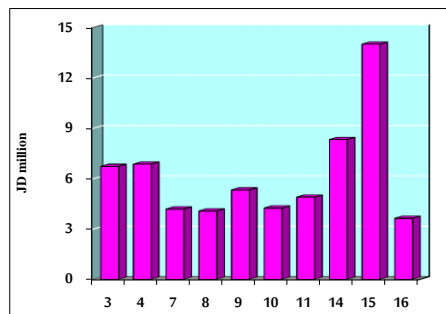
7- STOCK PRICE MARKET INDEX WEIGHTED BY FREE FLOAT MARKET CAP. (2012=1000)

	MONDAY 15/07/2019	TUESDAY 16/07/2019	% CHANGE	
			DAY BEFORE	YTD
FIRST MARKET	987.8	985.4	-0.24%	-2.56%
SECOND MARKET	881.1	877.7	-0.39%	5.54%

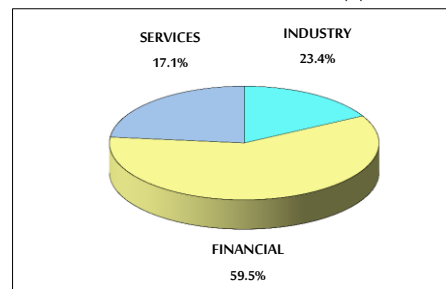
8- MARKET CAPITALIZATION (JD)

ASE MARKET CAPITALIZATION	15,473,272,277	15,429,784,392	-0.28%	-4.30%
---------------------------	----------------	----------------	--------	--------

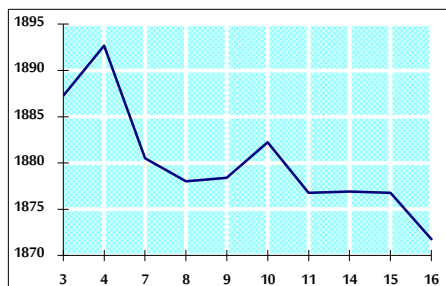
VALUE TRADED FROM 3/7 TO 16/7/2019



VALUE TRADED BY SECTOR TUESDAY 16/7/2019



GENERAL FREE FLOAT PRICE INDEX FROM 3/7 TO 16/7/2019



GENERAL PRICE INDEX FROM 3/7 TO 16/7/2019

