

Daily Summary for Amman Stock Exchange

1- VALUE TRADED (JD)

	2018	2019	NET CHANGE	CHANGE (%)
Daily	3,212,518	10,844,316	7,631,798	237.56%
Cumulative(1/7-17/7)	41,006,786	82,130,794	41,124,008	100.29%
Cumulative(2/1-17/7)	822,093,961	750,196,503	-71,897,458	-8.75%

2- NO. OF SHARES TRADED

	2018	2019	NET CHANGE	CHANGE (%)
Daily	1,741,271	9,858,421	8,117,150	466.16%
Cumulative(1/7-17/7)	39,233,407	77,180,710	37,947,303	96.72%
Cumulative(2/1-17/7)	643,222,531	611,435,386	-31,787,145	-4.94%

3- NO. OF TRANSACTIONS

	2018	2019	NET CHANGE	CHANGE (%)
Daily	1,181	2,228	1,047	88.65%
Cumulative(1/7-17/7)	17,955	35,905	17,950	99.97%
Cumulative(2/1-17/7)	292,009	279,340	-12,669	-4.34%

4- SOME FINANCIAL RATIOS FOR THE ASE (17/7/2019)

SECTOR	P/E	P/BV	DIVIDEND YIELD (%)	TURNOVER (%)
FINANCIAL	11.398	1.018	5.641	0.194
SERVICES	16.664	1.162	5.260	0.063
INDUSTRY	19.935	1.342	3.949	0.070
OVERALL	12.149	1.113	5.486	0.146

5- STOCK PRICE INDEX WEIGHTED BY FREE FLOAT MARKET CAPITALIZATION (1999=1000)

	TUESDAY 16/07/2019	WEDNESDAY 17/07/2019	% CHANGE	
			DAY BEFORE	YTD
GENERAL	1871.8	1878.4	0.35%	-1.59%
FINANCIAL	2551.9	2557.2	0.21%	-3.60%
SERVICES	1315.1	1324.2	0.69%	3.47%
INDUSTRY	1851.9	1855.4	0.19%	-1.45%

6- STOCK PRICE INDEX WEIGHTED BY MARKET CAPITALIZATION (1991=1000)

	TUESDAY 16/07/2019	WEDNESDAY 17/07/2019	% CHANGE	
			DAY BEFORE	YTD
GENERAL	3633.2	3639.9	0.18%	-4.14%
BANKS	7540.1	7546.4	0.08%	-8.48%
INSURANCE	1320.9	1319.2	-0.13%	-4.16%
SERVICES	767.2	770.0	0.36%	-3.37%
INDUSTRY	2506.1	2515.1	0.36%	8.82%

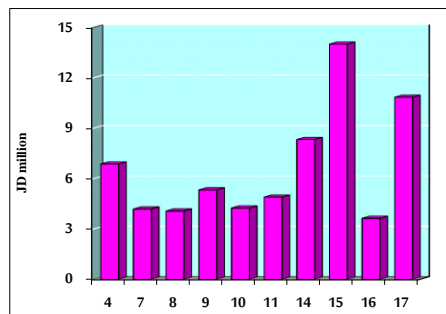
7- STOCK PRICE MARKET INDEX WEIGHTED BY FREE FLOAT MARKET CAP. (2012=1000)

	TUESDAY 16/07/2019	WEDNESDAY 17/07/2019	% CHANGE	
			DAY BEFORE	YTD
FIRST MARKET	985.4	989.4	0.40%	-2.17%
SECOND MARKET	877.7	878.3	0.08%	5.62%

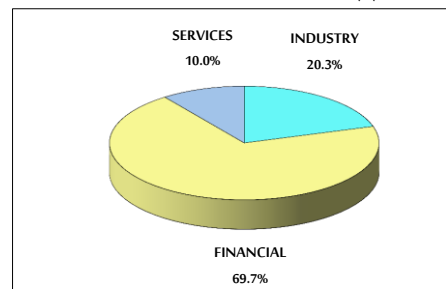
8- MARKET CAPITALIZATION (JD)

ASE MARKET CAPITALIZATION	15,429,784,392	15,455,986,159	0.17%	-4.14%
---------------------------	----------------	----------------	-------	--------

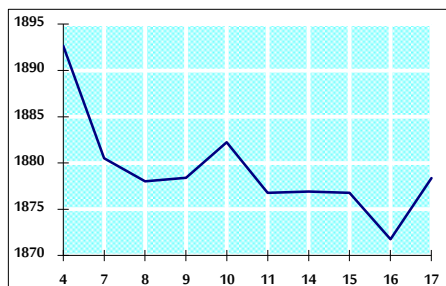
VALUE TRADED FROM 4/7 TO 17/7/2019



VALUE TRADED BY SECTOR WEDNESDAY 17/7/2019



GENERAL FREE FLOAT PRICE INDEX FROM 4/7 TO 17/7/2019



GENERAL PRICE INDEX FROM 4/7 TO 17/7/2019

