

Daily Summary for Amman Stock Exchange

1- VALUE TRADED (JD)

	2018	2019	NET CHANGE	CHANGE (%)
Daily	2,204,077	8,691,485	6,487,408	294.34%
Cumulative(1/7-21/7)	45,437,768	95,026,719	49,588,951	109.14%
Cumulative(2/1-21/7)	826,524,943	763,092,428	-63,432,515	-7.67%

2- NO. OF SHARES TRADED

	2018	2019	NET CHANGE	CHANGE (%)
Daily	2,144,757	6,298,716	4,153,959	193.68%
Cumulative(1/7-21/7)	43,193,287	88,034,423	44,841,136	103.82%
Cumulative(2/1-21/7)	647,182,411	622,289,099	-24,893,312	-3.85%

3- NO. OF TRANSACTIONS

	2018	2019	NET CHANGE	CHANGE (%)
Daily	1,038	3,158	2,120	204.24%
Cumulative(1/7-21/7)	20,226	41,788	21,562	106.61%
Cumulative(2/1-21/7)	294,280	285,223	-9,057	-3.08%

4- SOME FINANCIAL RATIOS FOR THE ASE (21/7/2019)

SECTOR	P/E	P/BV	DIVIDEND YIELD (%)	TURNOVER (%)
FINANCIAL	11.269	1.007	5.705	0.088
SERVICES	16.853	1.175	5.201	0.098
INDUSTRY	20.194	1.360	3.899	0.109
OVERALL	12.126	1.111	5.496	0.093

5- STOCK PRICE INDEX WEIGHTED BY FREE FLOAT MARKET CAPITALIZATION (1999=1000)

	THURSDAY 18/07/2019	SUNDAY 21/07/2019	% CHANGE	
			DAY BEFORE	YTD
GENERAL	1879.7	1881.8	0.11%	-1.42%
FINANCIAL	2555.0	2537.1	-0.70%	-4.36%
SERVICES	1326.6	1348.5	1.64%	5.36%
INDUSTRY	1857.5	1866.8	0.50%	-0.84%

6- STOCK PRICE INDEX WEIGHTED BY MARKET CAPITALIZATION (1991=1000)

	THURSDAY 18/07/2019	SUNDAY 21/07/2019	% CHANGE	
			DAY BEFORE	YTD
GENERAL	3644.3	3632.9	-0.31%	-4.32%
BANKS	7569.9	7451.1	-1.57%	-9.64%
INSURANCE	1320.8	1319.2	-0.12%	-4.16%
SERVICES	767.9	775.4	0.98%	-2.69%
INDUSTRY	2511.3	2567.6	2.24%	11.09%

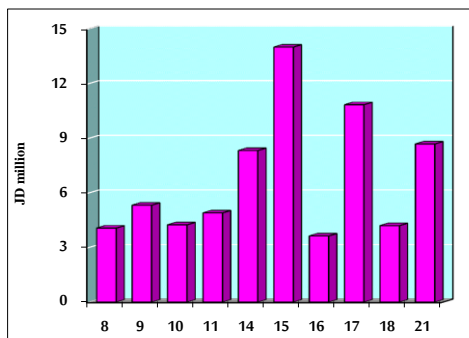
7- STOCK PRICE MARKET INDEX WEIGHTED BY FREE FLOAT MARKET CAP. (2012=1000)

	THURSDAY 18/07/2019	SUNDAY 21/07/2019	% CHANGE	
			DAY BEFORE	YTD
FIRST MARKET	989.5	989.2	-0.03%	-2.18%
SECOND MARKET	879.2	887.5	0.94%	6.71%

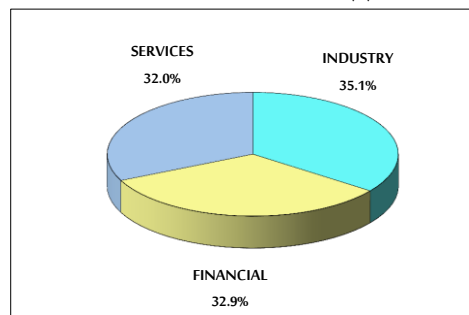
8- MARKET CAPITALIZATION (JD)

ASE MARKET CAPITALIZATION	15,469,615,593	15,415,887,555	-0.35%	-4.38%
---------------------------	----------------	----------------	--------	--------

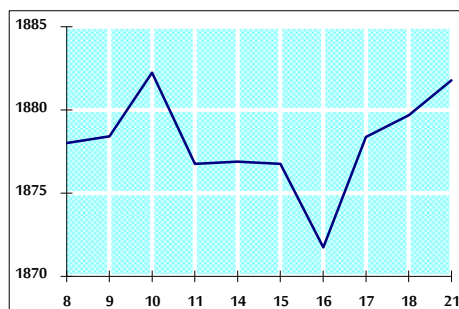
VALUE TRADED FROM 8/7 TO 21/7/2019



VALUE TRADED BY SECTOR SUNDAY 21/7/2019



GENERAL FREE FLOAT PRICE INDEX FROM 8/7 TO 21/7/2019



GENERAL PRICE INDEX FROM 8/7 TO 21/7/2019

