

## Daily Summary for Amman Stock Exchange

### 1- VALUE TRADED ( JD )

	2018	2019	NET CHANGE	CHANGE ( % )
Daily	2,100,702	6,838,880	4,738,178	225.55%
Cumulative(1/7-22/7)	47,538,470	101,865,599	54,327,129	114.28%
Cumulative(2/1-22/7)	828,625,645	769,931,308	-58,694,337	-7.08%

### 2- NO. OF SHARES TRADED

	2018	2019	NET CHANGE	CHANGE ( % )
Daily	2,534,136	5,194,366	2,660,230	104.98%
Cumulative(1/7-22/7)	45,727,423	93,228,789	47,501,366	103.88%
Cumulative(2/1-22/7)	649,716,547	627,483,465	-22,233,082	-3.42%

### 3- NO. OF TRANSACTIONS

	2018	2019	NET CHANGE	CHANGE ( % )
Daily	972	2,781	1,809	186.11%
Cumulative(1/7-22/7)	21,198	44,569	23,371	110.25%
Cumulative(2/1-22/7)	295,252	288,004	-7,248	-2.45%

### 4- SOME FINANCIAL RATIOS FOR THE ASE (22/7/2019)

SECTOR	P/E	P/BV	DIVIDEND YIELD (%)	TURNOVER (%)
FINANCIAL	11.347	1.014	5.666	0.071
SERVICES	16.772	1.169	5.227	0.080
INDUSTRY	20.279	1.365	3.882	0.098
OVERALL	12.187	1.117	5.469	0.077

### 5- STOCK PRICE INDEX WEIGHTED BY FREE FLOAT MARKET CAPITALIZATION (1999=1000)

	SUNDAY 21/07/2019	MONDAY 22/07/2019	% CHANGE	
			DAY BEFORE	YTD
GENERAL	1881.8	1884.8	0.16%	-1.26%
FINANCIAL	2537.1	2546.3	0.36%	-4.01%
SERVICES	1348.5	1340.7	-0.57%	4.76%
INDUSTRY	1866.8	1874.1	0.39%	-0.46%

### 6- STOCK PRICE INDEX WEIGHTED BY MARKET CAPITALIZATION (1991=1000)

	SUNDAY 21/07/2019	MONDAY 22/07/2019	% CHANGE	
			DAY BEFORE	YTD
GENERAL	3632.9	3651.5	0.51%	-3.83%
BANKS	7451.1	7511.2	0.81%	-8.91%
INSURANCE	1319.2	1317.7	-0.12%	-4.27%
SERVICES	775.4	772.3	-0.40%	-3.08%
INDUSTRY	2567.6	2575.7	0.31%	11.44%

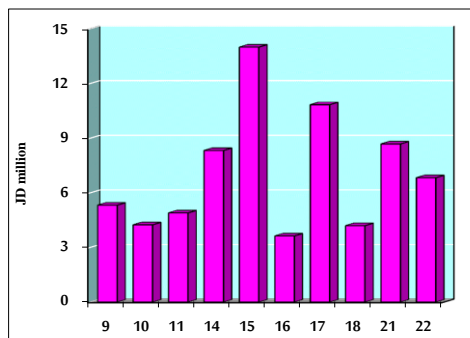
### 7- STOCK PRICE MARKET INDEX WEIGHTED BY FREE FLOAT MARKET CAP. (2012=1000)

	SUNDAY 21/07/2019	MONDAY 22/07/2019	% CHANGE	
			DAY BEFORE	YTD
FIRST MARKET	989.2	990.5	0.13%	-2.06%
SECOND MARKET	887.5	889.0	0.18%	6.90%

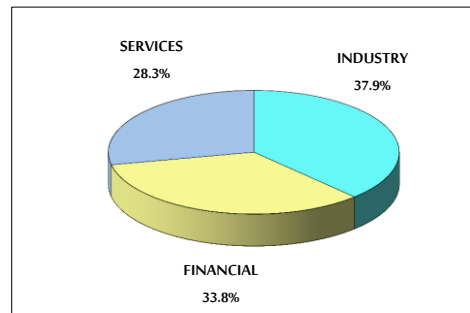
### 8- MARKET CAPITALIZATION (JD)

ASE MARKET CAPITALIZATION	15,415,887,555	15,484,945,828	0.45%	-3.96%
---------------------------	----------------	----------------	-------	--------

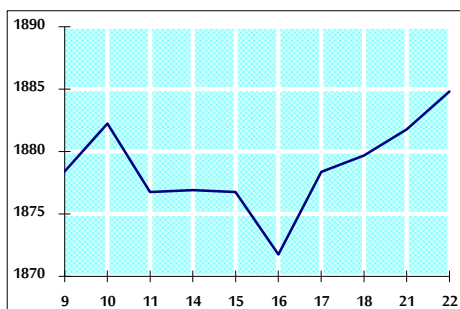
VALUE TRADED FROM 9/7 TO 22/7/2019



VALUE TRADED BY SECTOR MONDAY 22/7/2019



GENERAL FREE FLOAT PRICE INDEX FROM 9/7 TO 22/7/2019



GENERAL PRICE INDEX FROM 9/7 TO 22/7/2019

