

Daily Summary for Amman Stock Exchange

1- VALUE TRADED (JD)

	2018	2019	NET CHANGE	CHANGE (%)
Daily	22,399,151	8,651,525	-13,747,626	-61.38%
Cumulative(1/7-23/7)	69,937,621	110,517,124	40,579,503	58.02%
Cumulative(2/1-23/7)	851,024,796	778,582,833	-72,441,963	-8.51%

2- NO. OF SHARES TRADED

	2018	2019	NET CHANGE	CHANGE (%)
Daily	4,826,022	8,188,364	3,362,342	69.67%
Cumulative(1/7-23/7)	50,553,445	101,417,153	50,863,708	100.61%
Cumulative(2/1-23/7)	654,542,569	635,671,829	-18,870,740	-2.88%

3- NO. OF TRANSACTIONS

	2018	2019	NET CHANGE	CHANGE (%)
Daily	1,184	2,403	1,219	102.96%
Cumulative(1/7-23/7)	22,382	46,972	24,590	109.87%
Cumulative(2/1-23/7)	296,436	290,407	-6,029	-2.03%

4- SOME FINANCIAL RATIOS FOR THE ASE (23/7/2019)

SECTOR	P/E	P/BV	DIVIDEND YIELD (%)	TURNOVER (%)
FINANCIAL	11.369	1.016	5.655	0.099
SERVICES	16.753	1.168	5.232	0.179
INDUSTRY	20.235	1.362	3.891	0.123
OVERALL	12.203	1.118	5.462	0.121

5- STOCK PRICE INDEX WEIGHTED BY FREE FLOAT MARKET CAPITALIZATION (1999=1000)

	MONDAY 22/07/2019	TUESDAY 23/07/2019	% CHANGE	
			DAY BEFORE	YTD
GENERAL	1884.8	1887.3	0.13%	-1.12%
FINANCIAL	2546.3	2554.3	0.31%	-3.71%
SERVICES	1340.7	1337.5	-0.24%	4.51%
INDUSTRY	1874.1	1868.2	-0.31%	-0.77%

6- STOCK PRICE INDEX WEIGHTED BY MARKET CAPITALIZATION (1991=1000)

	MONDAY 22/07/2019	TUESDAY 23/07/2019	% CHANGE	
			DAY BEFORE	YTD
GENERAL	3651.5	3656.5	0.14%	-3.70%
BANKS	7511.2	7528.7	0.23%	-8.70%
INSURANCE	1317.7	1315.9	-0.14%	-4.40%
SERVICES	772.3	770.9	-0.18%	-3.26%
INDUSTRY	2575.7	2577.5	0.07%	11.51%

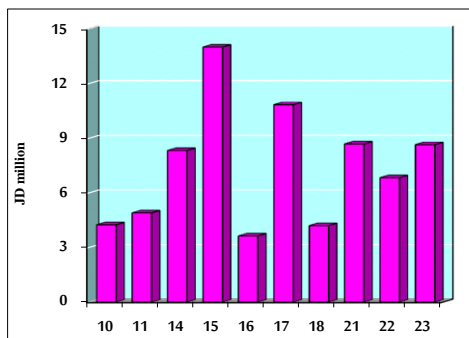
7- STOCK PRICE MARKET INDEX WEIGHTED BY FREE FLOAT MARKET CAP. (2012=1000)

	MONDAY 22/07/2019	TUESDAY 23/07/2019	% CHANGE	
			DAY BEFORE	YTD
FIRST MARKET	990.5	992.3	0.18%	-1.88%
SECOND MARKET	889.0	886.1	-0.33%	6.55%

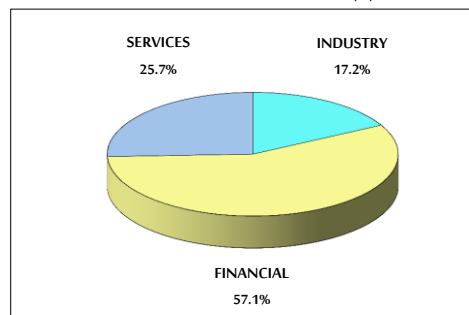
8- MARKET CAPITALIZATION (JD)

ASE MARKET CAPITALIZATION	15,484,945,828	15,493,666,204	0.06%	-3.90%
---------------------------	----------------	----------------	-------	--------

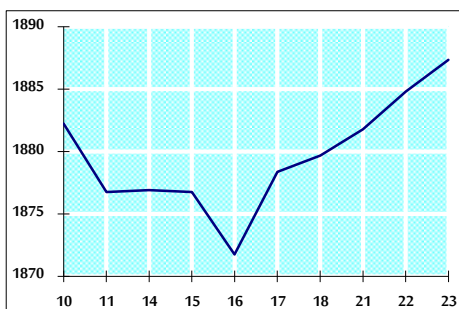
VALUE TRADED FROM 10/7 TO 23/7/2019



VALUE TRADED BY SECTOR TUESDAY 23/7/2019



GENERAL FREE FLOAT PRICE INDEX FROM 10/7 TO 23/7/2019



GENERAL PRICE INDEX FROM 10/7 TO 23/7/2019

