

## Daily Summary for Amman Stock Exchange

### 1- VALUE TRADED ( JD )

	2018	2019	NET CHANGE	CHANGE ( % )
Daily	9,194,984	3,730,128	-5,464,856	-59.43%
Cumulative(1/7-24/7)	79,132,605	114,247,252	35,114,647	44.37%
Cumulative(2/1-24/7)	860,219,780	782,312,961	-77,906,819	-9.06%

### 2- NO. OF SHARES TRADED

	2018	2019	NET CHANGE	CHANGE ( % )
Daily	3,096,050	3,924,229	828,179	26.75%
Cumulative(1/7-24/7)	53,649,495	105,341,382	51,691,887	96.35%
Cumulative(2/1-24/7)	657,638,619	639,596,058	-18,042,561	-2.74%

### 3- NO. OF TRANSACTIONS

	2018	2019	NET CHANGE	CHANGE ( % )
Daily	1,368	2,314	946	69.15%
Cumulative(1/7-24/7)	23,750	49,286	25,536	107.52%
Cumulative(2/1-24/7)	297,804	292,721	-5,083	-1.71%

### 4- SOME FINANCIAL RATIOS FOR THE ASE (24/7/2019)

SECTOR	P/E	P/BV	DIVIDEND YIELD (%)	TURNOVER (%)
FINANCIAL	11.370	1.016	5.655	0.064
SERVICES	16.779	1.170	5.224	0.036
INDUSTRY	20.162	1.358	3.905	0.071
OVERALL	12.195	1.117	5.465	0.058

### 5- STOCK PRICE INDEX WEIGHTED BY FREE FLOAT MARKET CAPITALIZATION (1999=1000)

	TUESDAY 23/07/2019	WEDNESDAY 24/07/2019	% CHANGE	
			DAY BEFORE	YTD
GENERAL	1887.3	1885.3	-0.11%	-1.23%
FINANCIAL	2554.3	2552.0	-0.09%	-3.80%
SERVICES	1337.5	1338.0	0.04%	4.55%
INDUSTRY	1868.2	1865.2	-0.16%	-0.93%

### 6- STOCK PRICE INDEX WEIGHTED BY MARKET CAPITALIZATION (1991=1000)

	TUESDAY 23/07/2019	WEDNESDAY 24/07/2019	% CHANGE	
			DAY BEFORE	YTD
GENERAL	3656.5	3654.1	-0.07%	-3.76%
BANKS	7528.7	7525.7	-0.04%	-8.74%
INSURANCE	1315.9	1313.4	-0.19%	-4.58%
SERVICES	770.9	773.9	0.40%	-2.87%
INDUSTRY	2577.5	2567.4	-0.39%	11.08%

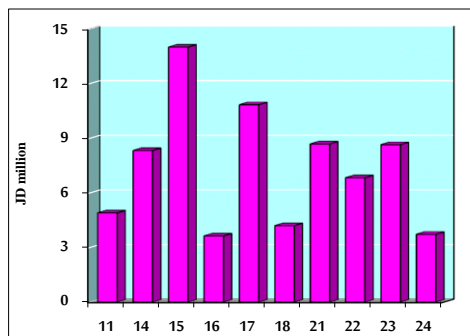
### 7- STOCK PRICE MARKET INDEX WEIGHTED BY FREE FLOAT MARKET CAP. (2012=1000)

	TUESDAY 23/07/2019	WEDNESDAY 24/07/2019	% CHANGE	
			DAY BEFORE	YTD
FIRST MARKET	992.3	991.2	-0.10%	-1.98%
SECOND MARKET	886.1	884.6	-0.17%	6.37%

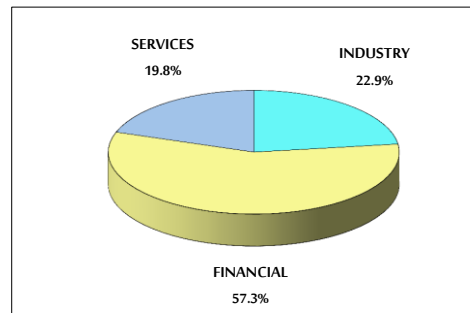
### 8- MARKET CAPITALIZATION (JD)

ASE MARKET CAPITALIZATION	15,493,666,204	15,485,648,198	-0.05%	-3.95%
---------------------------	----------------	----------------	--------	--------

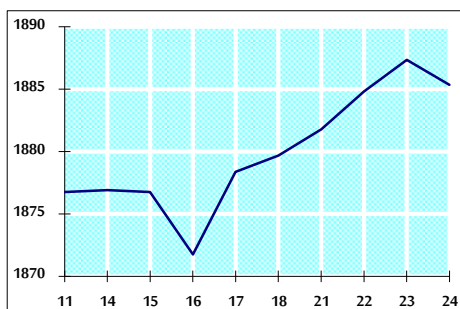
VALUE TRADED FROM 11/7 TO 24/7/2019



VALUE TRADED BY SECTOR WEDNESDAY 24/7/2019



GENERAL FREE FLOAT PRICE INDEX FROM 11/7 TO 24/7/2019



GENERAL PRICE INDEX FROM 11/7 TO 24/7/2019

