

## Daily Summary for Amman Stock Exchange

### 1- VALUE TRADED ( JD )

	2018	2019	NET CHANGE	CHANGE ( % )
Daily	4,718,370	8,753,212	4,034,842	85.51%
Cumulative(1/7-29/7)	94,160,894	132,948,104	38,787,210	41.19%
Cumulative(2/1-29/7)	875,248,069	801,013,813	-74,234,256	-8.48%

### 2- NO. OF SHARES TRADED

	2018	2019	NET CHANGE	CHANGE ( % )
Daily	4,221,549	24,819,871	20,598,322	487.93%
Cumulative(1/7-29/7)	63,985,293	138,518,467	74,533,174	116.48%
Cumulative(2/1-29/7)	667,974,417	672,773,143	4,798,726	0.72%

### 3- NO. OF TRANSACTIONS

	2018	2019	NET CHANGE	CHANGE ( % )
Daily	1,642	2,147	505	30.76%
Cumulative(1/7-29/7)	27,756	55,791	28,035	101.01%
Cumulative(2/1-29/7)	301,810	299,226	-2,584	-0.86%

### 4- SOME FINANCIAL RATIOS FOR THE ASE (29/7/2019)

SECTOR	P/E	P/BV	DIVIDEND YIELD (%)	TURNOVER (%)
FINANCIAL	11.300	1.010	5.690	0.552
SERVICES	16.682	1.163	5.255	0.061
INDUSTRY	20.235	1.362	3.891	0.061
OVERALL	12.145	1.113	5.488	0.367

### 5- STOCK PRICE INDEX WEIGHTED BY FREE FLOAT MARKET CAPITALIZATION (1999=1000)

	SUNDAY 28/07/2019	MONDAY 29/07/2019	% CHANGE	
			DAY BEFORE	YTD
GENERAL	1877.5	1878.0	0.03%	-1.62%
FINANCIAL	2534.7	2536.5	0.07%	-4.38%
SERVICES	1336.4	1333.8	-0.19%	4.22%
INDUSTRY	1870.6	1874.2	0.20%	-0.45%

### 6- STOCK PRICE INDEX WEIGHTED BY MARKET CAPITALIZATION (1991=1000)

	SUNDAY 28/07/2019	MONDAY 29/07/2019	% CHANGE	
			DAY BEFORE	YTD
GENERAL	3640.9	3639.2	-0.05%	-4.16%
BANKS	7483.4	7476.5	-0.09%	-9.33%
INSURANCE	1313.4	1310.2	-0.25%	-4.82%
SERVICES	767.7	767.0	-0.10%	-3.75%
INDUSTRY	2577.6	2579.9	0.09%	11.62%

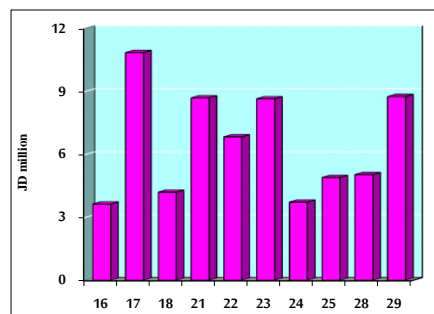
### 7- STOCK PRICE MARKET INDEX WEIGHTED BY FREE FLOAT MARKET CAP. (2012=1000)

	SUNDAY 28/07/2019	MONDAY 29/07/2019	% CHANGE	
			DAY BEFORE	YTD
FIRST MARKET	987.4	988.3	0.10%	-2.27%
SECOND MARKET	878.0	874.9	-0.35%	5.20%

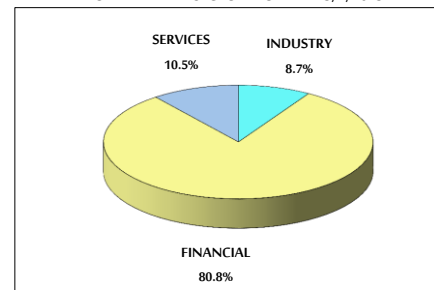
### 8- MARKET CAPITALIZATION (JD)

ASE MARKET CAPITALIZATION	15,431,927,141	15,425,005,815	-0.04%	-4.33%
---------------------------	----------------	----------------	--------	--------

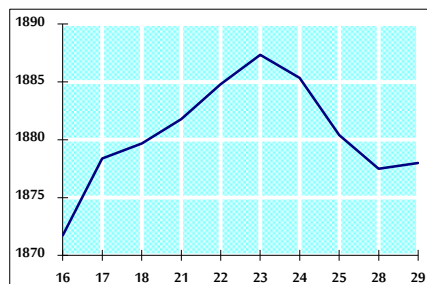
VALUE TRADED FROM 16/7 TO 29/7/2019



VALUE TRADED BY SECTOR MONDAY 29/7/2019



GENERAL FREE FLOAT PRICE INDEX FROM 16/7 TO 29/7/2019



GENERAL PRICE INDEX FROM 16/7 TO 29/7/2019

