

Daily Summary for Amman Stock Exchange

1- VALUE TRADED (JD)

	2018	2019	NET CHANGE	CHANGE (%)
Daily	2,800,297	6,868,158	4,067,861	145.27%
Cumulative(1/7-4/7)	13,692,731	22,575,253	8,882,522	64.87%
Cumulative(2/1-4/7)	794,779,906	690,640,962	-104,138,944	-13.10%

2- NO. OF SHARES TRADED

	2018	2019	NET CHANGE	CHANGE (%)
Daily	2,774,117	6,966,820	4,192,703	151.14%
Cumulative(1/7-4/7)	13,255,242	23,133,397	9,878,155	74.52%
Cumulative(2/1-4/7)	617,244,366	557,388,073	-59,856,293	-9.70%

3- NO. OF TRANSACTIONS

	2018	2019	NET CHANGE	CHANGE (%)
Daily	1,541	3,692	2,151	139.58%
Cumulative(1/7-4/7)	5,877	13,198	7,321	124.57%
Cumulative(2/1-4/7)	279,931	256,633	-23,298	-8.32%

4- SOME FINANCIAL RATIOS FOR THE ASE (4/7/2019)

SECTOR	P/E	P/BV	DIVIDEND YIELD (%)	TURNOVER (%)
FINANCIAL	11.564	1.033	5.560	0.095
SERVICES	16.825	1.173	5.210	0.126
INDUSTRY	19.306	1.300	4.078	0.101
OVERALL	12.192	1.117	5.467	0.103

5- STOCK PRICE INDEX WEIGHTED BY FREE FLOAT MARKET CAPITALIZATION (1999=1000)

	WEDNESDAY 03/07/2019	THURSDAY 04/07/2019	% CHANGE	
			DAY BEFORE	YTD
GENERAL	1887.2	1892.7	0.29%	-0.84%
FINANCIAL	2574.5	2594.7	0.78%	-2.19%
SERVICES	1335.4	1335.0	-0.03%	4.32%
INDUSTRY	1831.7	1825.4	-0.35%	-3.04%

6- STOCK PRICE INDEX WEIGHTED BY MARKET CAPITALIZATION (1991=1000)

	WEDNESDAY 03/07/2019	THURSDAY 04/07/2019	% CHANGE	
			DAY BEFORE	YTD
GENERAL	3641.3	3652.6	0.31%	-3.80%
BANKS	7613.3	7659.5	0.61%	-7.11%
INSURANCE	1316.0	1315.3	-0.05%	-4.44%
SERVICES	778.1	780.6	0.32%	-2.04%
INDUSTRY	2445.6	2433.9	-0.48%	5.30%

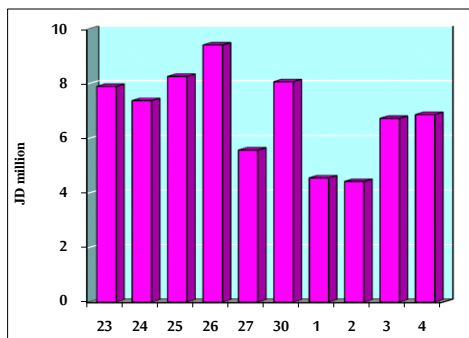
7- STOCK PRICE MARKET INDEX WEIGHTED BY FREE FLOAT MARKET CAP. (2012=1000)

	WEDNESDAY 03/07/2019	THURSDAY 04/07/2019	% CHANGE	
			DAY BEFORE	YTD
FIRST MARKET	996.1	998.8	0.27%	-1.24%
SECOND MARKET	872.4	877.1	0.53%	5.47%

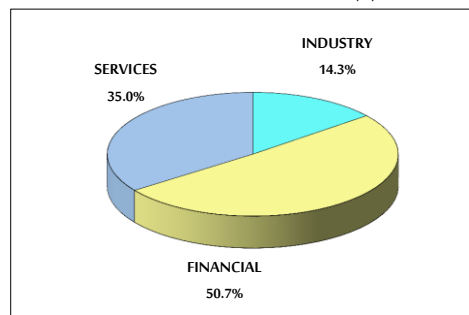
8- MARKET CAPITALIZATION (JD)

ASE MARKET CAPITALIZATION	15,461,967,792	15,515,790,927	0.35%	-3.76%
---------------------------	----------------	----------------	-------	--------

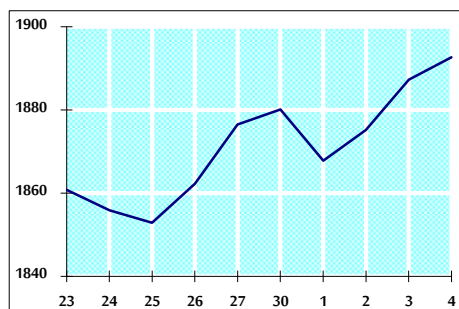
VALUE TRADED FROM 23/6 TO 4/7/2019



VALUE TRADED BY SECTOR THURSDAY 4/7/2019



GENERAL FREE FLOAT PRICE INDEX FROM 23/6 TO 4/7/2019



GENERAL PRICE INDEX FROM 23/6 TO 4/7/2019

