

Daily Summary for Amman Stock Exchange

1- VALUE TRADED (JD)

	2018	2019	NET CHANGE	CHANGE (%)
Daily	2,958,083	7,199,011	4,240,928	143.37%
Cumulative(1/7-30/7)	97,118,977	140,147,115	43,028,138	44.30%
Cumulative(2/1-30/7)	878,206,152	808,212,824	-69,993,328	-7.97%

2- NO. OF SHARES TRADED

	2018	2019	NET CHANGE	CHANGE (%)
Daily	2,778,341	9,405,101	6,626,760	238.51%
Cumulative(1/7-30/7)	66,763,634	147,923,568	81,159,934	121.56%
Cumulative(2/1-30/7)	670,752,758	682,178,244	11,425,486	1.70%

3- NO. OF TRANSACTIONS

	2018	2019	NET CHANGE	CHANGE (%)
Daily	1,778	2,352	574	32.28%
Cumulative(1/7-30/7)	29,534	58,143	28,609	96.87%
Cumulative(2/1-30/7)	303,588	301,578	-2,010	-0.66%

4- SOME FINANCIAL RATIOS FOR THE ASE (30/7/2019)

SECTOR	P/E	P/BV	DIVIDEND YIELD (%)	TURNOVER (%)
FINANCIAL	11.287	1.009	5.697	0.175
SERVICES	16.771	1.169	5.227	0.087
INDUSTRY	20.358	1.371	3.867	0.069
OVERALL	12.164	1.115	5.479	0.139

5- STOCK PRICE INDEX WEIGHTED BY FREE FLOAT MARKET CAPITALIZATION (1999=1000)

	MONDAY 29/07/2019	TUESDAY 30/07/2019	% CHANGE	
			DAY BEFORE	YTD
GENERAL	1878.0	1879.2	0.07%	-1.55%
FINANCIAL	2536.5	2538.3	0.07%	-4.31%
SERVICES	1333.8	1337.8	0.30%	4.53%
INDUSTRY	1874.2	1867.8	-0.34%	-0.79%

6- STOCK PRICE INDEX WEIGHTED BY MARKET CAPITALIZATION (1991=1000)

	MONDAY 29/07/2019	TUESDAY 30/07/2019	% CHANGE	
			DAY BEFORE	YTD
GENERAL	3639.2	3644.8	0.15%	-4.01%
BANKS	7476.5	7468.1	-0.11%	-9.43%
INSURANCE	1310.2	1309.7	-0.04%	-4.85%
SERVICES	767.0	771.1	0.54%	-3.23%
INDUSTRY	2579.9	2595.7	0.62%	12.30%

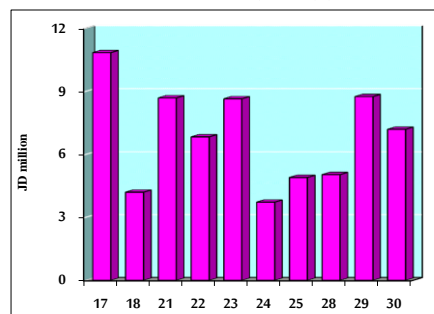
7- STOCK PRICE MARKET INDEX WEIGHTED BY FREE FLOAT MARKET CAP. (2012=1000)

	MONDAY 29/07/2019	TUESDAY 30/07/2019	% CHANGE	
			DAY BEFORE	YTD
FIRST MARKET	988.3	989.5	0.12%	-2.16%
SECOND MARKET	874.9	871.4	-0.40%	4.79%

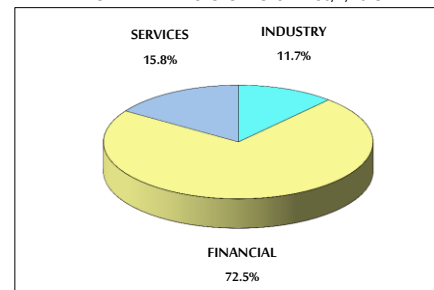
8- MARKET CAPITALIZATION (JD)

ASE MARKET CAPITALIZATION	15,425,005,815	15,446,515,097	0.14%	-4.19%
---------------------------	----------------	----------------	-------	--------

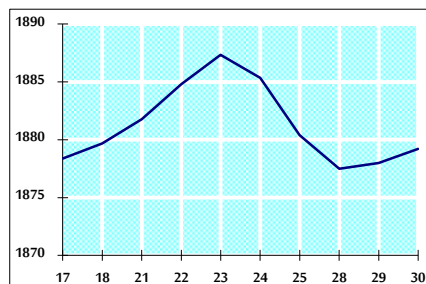
VALUE TRADED FROM 17/7 TO 30/7/2019



VALUE TRADED BY SECTOR TUESDAY 30/7/2019



GENERAL FREE FLOAT PRICE INDEX FROM 17/7 TO 30/7/2019



GENERAL PRICE INDEX FROM 17/7 TO 30/7/2019

