

Daily Summary for Amman Stock Exchange

1- VALUE TRADED (JD)

	2018	2019	NET CHANGE	CHANGE (%)
Daily	8,399,421	9,596,407	1,196,986	14.25%
Cumulative(1/7-31/7)	105,518,398	149,743,522	44,225,124	41.91%
Cumulative(2/1-31/7)	886,605,573	817,809,231	-68,796,342	-7.76%

2- NO. OF SHARES TRADED

	2018	2019	NET CHANGE	CHANGE (%)
Daily	5,845,276	6,608,494	763,218	13.06%
Cumulative(1/7-31/7)	72,608,910	154,532,062	81,923,152	112.83%
Cumulative(2/1-31/7)	676,598,034	688,786,738	12,188,704	1.80%

3- NO. OF TRANSACTIONS

	2018	2019	NET CHANGE	CHANGE (%)
Daily	1,869	2,895	1,026	54.90%
Cumulative(1/7-31/7)	31,403	61,038	29,635	94.37%
Cumulative(2/1-31/7)	305,457	304,473	-984	-0.32%

4- SOME FINANCIAL RATIOS FOR THE ASE (31/7/2019)

SECTOR	P/E	P/BV	DIVIDEND YIELD (%)	TURNOVER (%)
FINANCIAL	11.296	1.010	5.692	0.084
SERVICES	16.691	1.164	5.252	0.116
INDUSTRY	20.291	1.366	3.880	0.126
OVERALL	12.145	1.113	5.488	0.098

5- STOCK PRICE INDEX WEIGHTED BY FREE FLOAT MARKET CAPITALIZATION (1999=1000)

	TUESDAY 30/07/2019	WEDNESDAY 31/07/2019	% CHANGE	
			DAY BEFORE	YTD
GENERAL	1879.2	1873.5	-0.31%	-1.85%
FINANCIAL	2538.3	2536.2	-0.08%	-4.39%
SERVICES	1337.8	1332.0	-0.44%	4.08%
INDUSTRY	1867.8	1857.3	-0.56%	-1.35%

6- STOCK PRICE INDEX WEIGHTED BY MARKET CAPITALIZATION (1991=1000)

	TUESDAY 30/07/2019	WEDNESDAY 31/07/2019	% CHANGE	
			DAY BEFORE	YTD
GENERAL	3644.8	3639.0	-0.16%	-4.16%
BANKS	7468.1	7474.2	0.08%	-9.36%
INSURANCE	1309.7	1310.4	0.05%	-4.80%
SERVICES	771.1	768.0	-0.40%	-3.62%
INDUSTRY	2595.7	2579.2	-0.64%	11.59%

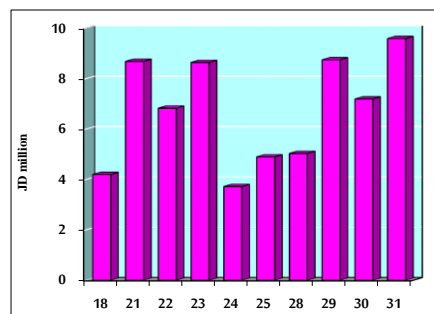
7- STOCK PRICE MARKET INDEX WEIGHTED BY FREE FLOAT MARKET CAP. (2012=1000)

	TUESDAY 30/07/2019	WEDNESDAY 31/07/2019	% CHANGE	
			DAY BEFORE	YTD
FIRST MARKET	989.5	986.9	-0.26%	-2.41%
SECOND MARKET	871.4	865.8	-0.65%	4.11%

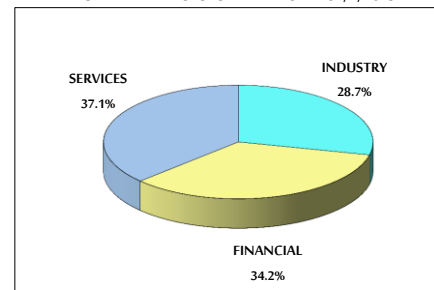
8- MARKET CAPITALIZATION (JD)

ASE MARKET CAPITALIZATION	15,446,515,097	15,432,065,502	-0.09%	-4.28%
---------------------------	----------------	----------------	--------	--------

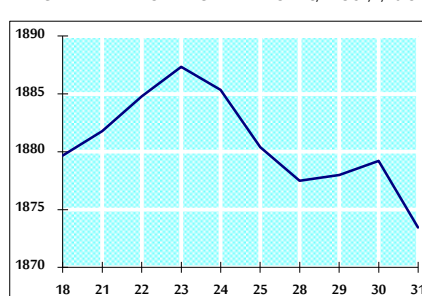
VALUE TRADED FROM 18/7 TO 31/7/2019



VALUE TRADED BY SECTOR WEDNESDAY 31/7/2019



GENERAL FREE FLOAT PRICE INDEX FROM 18/7 TO 31/7/2019



GENERAL PRICE INDEX FROM 18/7 TO 31/7/2019

