

## Daily Summary for Amman Stock Exchange

### 1- VALUE TRADED ( JD )

	2018	2019	NET CHANGE	CHANGE ( % )
Daily	3,172,889	4,071,582	898,693	28.32%
Cumulative(1/7-8/7)	19,534,637	30,835,823	11,301,186	57.85%
Cumulative(2/1-8/7)	800,621,812	698,901,532	-101,720,280	-12.71%

### 2- NO. OF SHARES TRADED

	2018	2019	NET CHANGE	CHANGE ( % )
Daily	2,687,160	4,579,482	1,892,322	70.42%
Cumulative(1/7-8/7)	18,841,344	32,393,315	13,551,971	71.93%
Cumulative(2/1-8/7)	622,830,468	566,647,991	-56,182,477	-9.02%

### 3- NO. OF TRANSACTIONS

	2018	2019	NET CHANGE	CHANGE ( % )
Daily	1,157	2,534	1,377	119.01%
Cumulative(1/7-8/7)	8,500	18,401	9,901	116.48%
Cumulative(2/1-8/7)	282,554	261,836	-20,718	-7.33%

### 4- SOME FINANCIAL RATIOS FOR THE ASE (8/7/2019)

SECTOR	P/E	P/BV	DIVIDEND YIELD (%)	TURNOVER (%)
FINANCIAL	11.434	1.022	5.623	0.063
SERVICES	16.640	1.160	5.268	0.089
INDUSTRY	19.736	1.329	3.989	0.053
OVERALL	12.141	1.112	5.490	0.068

### 5- STOCK PRICE INDEX WEIGHTED BY FREE FLOAT MARKET CAPITALIZATION (1999=1000)

	SUNDAY 07/07/2019	MONDAY 08/07/2019	% CHANGE	
			DAY BEFORE	YTD
GENERAL	1880.5	1878.0	-0.13%	-1.61%
FINANCIAL	2570.5	2568.3	-0.08%	-3.18%
SERVICES	1325.8	1319.1	-0.51%	3.07%
INDUSTRY	1832.6	1838.4	0.32%	-2.35%

### 6- STOCK PRICE INDEX WEIGHTED BY MARKET CAPITALIZATION (1991=1000)

	SUNDAY 07/07/2019	MONDAY 08/07/2019	% CHANGE	
			DAY BEFORE	YTD
GENERAL	3631.7	3637.4	0.16%	-4.21%
BANKS	7570.2	7570.5	0.00%	-8.19%
INSURANCE	1317.7	1323.3	0.42%	-3.87%
SERVICES	772.7	769.6	-0.39%	-3.41%
INDUSTRY	2466.0	2487.9	0.89%	7.64%

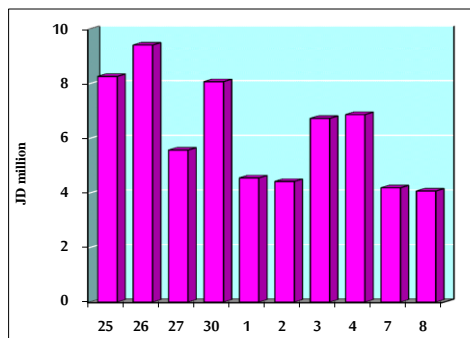
### 7- STOCK PRICE MARKET INDEX WEIGHTED BY FREE FLOAT MARKET CAP. (2012=1000)

	SUNDAY 07/07/2019	MONDAY 08/07/2019	% CHANGE	
			DAY BEFORE	YTD
FIRST MARKET	991.4	990.0	-0.14%	-2.10%
SECOND MARKET	876.2	875.6	-0.07%	5.29%

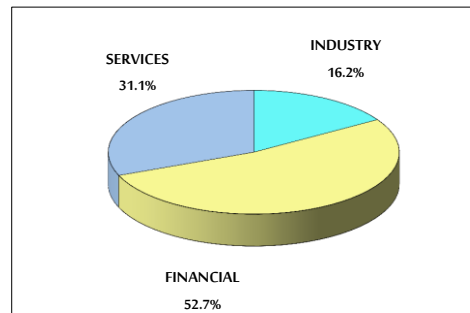
### 8- MARKET CAPITALIZATION (JD)

ASE MARKET CAPITALIZATION	15,429,118,917	15,450,713,802	0.14%	-4.17%
---------------------------	----------------	----------------	-------	--------

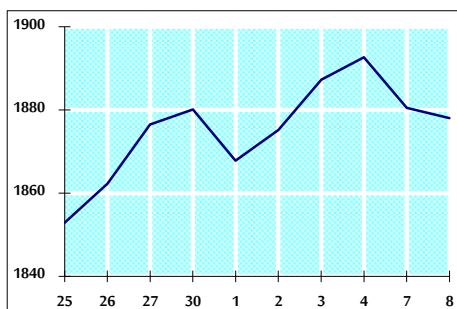
VALUE TRADED FROM 25/6 TO 8/7/2019



VALUE TRADED BY SECTOR MONDAY 8/7/2019



GENERAL FREE FLOAT PRICE INDEX FROM 25/6 TO 8/7/2019



GENERAL PRICE INDEX FROM 25/6 TO 8/7/2019

