

Daily Summary for Amman Stock Exchange

1- VALUE TRADED (JD)

	2018	2019	NET CHANGE	CHANGE (%)
Daily	3,513,336	5,328,500	1,815,164	51.66%
Cumulative(1/7-9/7)	23,047,973	36,164,323	13,116,350	56.91%
Cumulative(2/1-9/7)	804,135,148	704,230,032	-99,905,116	-12.42%

2- NO. OF SHARES TRADED

	2018	2019	NET CHANGE	CHANGE (%)
Daily	3,295,884	5,515,575	2,219,691	67.35%
Cumulative(1/7-9/7)	22,137,228	37,908,890	15,771,662	71.24%
Cumulative(2/1-9/7)	626,126,352	572,163,566	-53,962,786	-8.62%

3- NO. OF TRANSACTIONS

	2018	2019	NET CHANGE	CHANGE (%)
Daily	1,416	2,797	1,381	97.53%
Cumulative(1/7-9/7)	9,916	21,198	11,282	113.78%
Cumulative(2/1-9/7)	283,970	264,633	-19,337	-6.81%

4- SOME FINANCIAL RATIOS FOR THE ASE (9/7/2019)

SECTOR	P/E	P/BV	DIVIDEND YIELD (%)	TURNOVER (%)
FINANCIAL	11.426	1.021	5.627	0.073
SERVICES	16.607	1.158	5.279	0.110
INDUSTRY	19.957	1.344	3.945	0.071
OVERALL	12.164	1.114	5.479	0.082

5- STOCK PRICE INDEX WEIGHTED BY FREE FLOAT MARKET CAPITALIZATION (1999=1000)

	MONDAY 08/07/2019	TUESDAY 09/07/2019	% CHANGE	
			DAY BEFORE	YTD
GENERAL	1878.0	1878.4	0.02%	-1.59%
FINANCIAL	2568.3	2565.7	-0.10%	-3.28%
SERVICES	1319.1	1317.0	-0.16%	2.90%
INDUSTRY	1838.4	1850.4	0.66%	-1.71%

6- STOCK PRICE INDEX WEIGHTED BY MARKET CAPITALIZATION (1991=1000)

	MONDAY 08/07/2019	TUESDAY 09/07/2019	% CHANGE	
			DAY BEFORE	YTD
GENERAL	3637.4	3644.4	0.19%	-4.02%
BANKS	7570.5	7561.3	-0.12%	-8.30%
INSURANCE	1323.3	1324.7	0.10%	-3.77%
SERVICES	769.6	770.8	0.16%	-3.26%
INDUSTRY	2487.9	2514.2	1.06%	8.77%

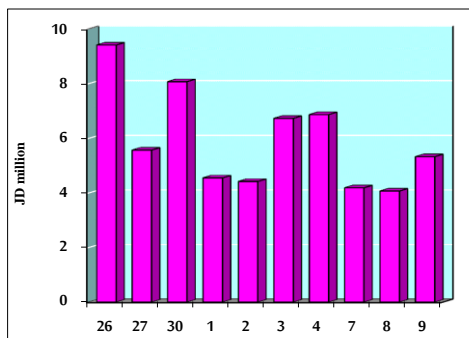
7- STOCK PRICE MARKET INDEX WEIGHTED BY FREE FLOAT MARKET CAP. (2012=1000)

	MONDAY 08/07/2019	TUESDAY 09/07/2019	% CHANGE	
			DAY BEFORE	YTD
FIRST MARKET	990.0	990.3	0.03%	-2.08%
SECOND MARKET	875.6	874.9	-0.07%	5.21%

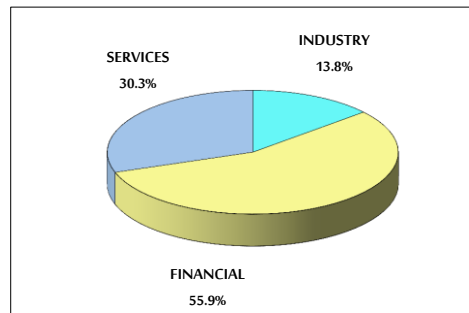
8- MARKET CAPITALIZATION (JD)

ASE MARKET CAPITALIZATION	15,450,713,802	15,475,269,239	0.16%	-4.02%
---------------------------	----------------	----------------	-------	--------

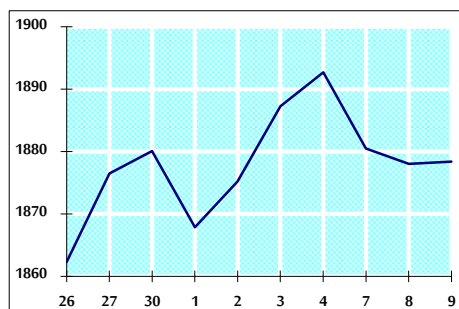
VALUE TRADED FROM 26/6 TO 9/7/2019



VALUE TRADED BY SECTOR TUESDAY 9/7/2019



GENERAL FREE FLOAT PRICE INDEX FROM 26/6 TO 9/7/2019



GENERAL PRICE INDEX FROM 26/6 TO 9/7/2019

