

## Daily Summary for Amman Stock Exchange

### 1- VALUE TRADED ( JD )

	2018	2019	NET CHANGE	CHANGE ( % )
Daily	2,236,396	4,249,942	2,013,546	90.04%
Cumulative(1/7-10/7)	25,284,369	40,414,265	15,129,896	59.84%
Cumulative(2/1-10/7)	806,371,544	708,479,974	-97,891,570	-12.14%

### 2- NO. OF SHARES TRADED

	2018	2019	NET CHANGE	CHANGE ( % )
Daily	2,012,522	4,638,404	2,625,882	130.48%
Cumulative(1/7-10/7)	24,149,750	42,547,294	18,397,544	76.18%
Cumulative(2/1-10/7)	628,138,874	576,801,970	-51,336,904	-8.17%

### 3- NO. OF TRANSACTIONS

	2018	2019	NET CHANGE	CHANGE ( % )
Daily	1,467	2,561	1,094	74.57%
Cumulative(1/7-10/7)	11,383	23,759	12,376	108.72%
Cumulative(2/1-10/7)	285,437	267,194	-18,243	-6.39%

### 4- SOME FINANCIAL RATIOS FOR THE ASE (10/7/2019)

SECTOR	P/E	P/BV	DIVIDEND YIELD (%)	TURNOVER (%)
FINANCIAL	11.467	1.025	5.607	0.063
SERVICES	16.654	1.161	5.264	0.107
INDUSTRY	19.973	1.345	3.942	0.031
OVERALL	12.203	1.118	5.462	0.069

### 5- STOCK PRICE INDEX WEIGHTED BY FREE FLOAT MARKET CAPITALIZATION (1999=1000)

	TUESDAY 09/07/2019	WEDNESDAY 10/07/2019	% CHANGE	
			DAY BEFORE	YTD
GENERAL	1878.4	1882.2	0.20%	-1.39%
FINANCIAL	2565.7	2569.6	0.15%	-3.13%
SERVICES	1317.0	1320.5	0.27%	3.18%
INDUSTRY	1850.4	1852.1	0.09%	-1.62%

### 6- STOCK PRICE INDEX WEIGHTED BY MARKET CAPITALIZATION (1991=1000)

	TUESDAY 09/07/2019	WEDNESDAY 10/07/2019	% CHANGE	
			DAY BEFORE	YTD
GENERAL	3644.4	3656.1	0.32%	-3.71%
BANKS	7561.3	7590.2	0.38%	-7.95%
INSURANCE	1324.7	1330.7	0.45%	-3.33%
SERVICES	770.8	773.9	0.39%	-2.88%
INDUSTRY	2514.2	2516.3	0.08%	8.87%

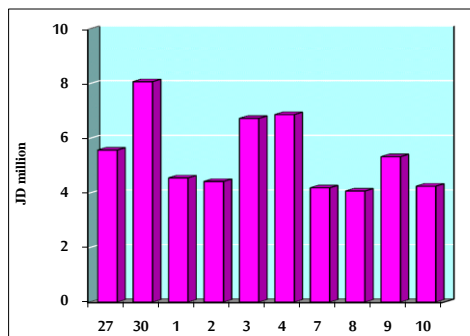
### 7- STOCK PRICE MARKET INDEX WEIGHTED BY FREE FLOAT MARKET CAP. (2012=1000)

	TUESDAY 09/07/2019	WEDNESDAY 10/07/2019	% CHANGE	
			DAY BEFORE	YTD
FIRST MARKET	990.3	992.2	0.19%	-1.89%
SECOND MARKET	874.9	876.4	0.17%	5.39%

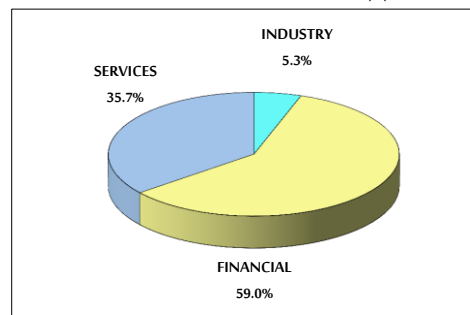
### 8- MARKET CAPITALIZATION (JD)

ASE MARKET CAPITALIZATION	15,475,269,239	15,519,761,464	0.29%	-3.74%
---------------------------	----------------	----------------	-------	--------

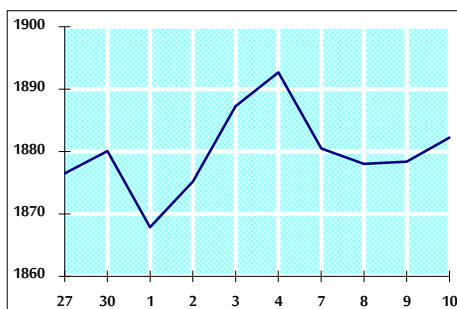
VALUE TRADED FROM 27/6 TO 10/7/2019



VALUE TRADED BY SECTOR WEDNESDAY 10/7/2019



GENERAL FREE FLOAT PRICE INDEX FROM 27/6 TO 10/7/2019



GENERAL PRICE INDEX FROM 27/6 TO 10/7/2019

