

Daily Summary for Amman Stock Exchange

1- VALUE TRADED (JD)

	2018	2019	NET CHANGE	CHANGE (%)
Daily	4,497,783	4,903,143	405,360	9.01%
Cumulative(1/7-11/7)	29,782,152	45,317,408	15,535,256	52.16%
Cumulative(2/1-11/7)	810,869,327	713,383,117	-97,486,210	-12.02%

2- NO. OF SHARES TRADED

	2018	2019	NET CHANGE	CHANGE (%)
Daily	5,802,172	5,253,582	-548,590	-9.45%
Cumulative(1/7-11/7)	29,951,922	47,800,876	17,848,954	59.59%
Cumulative(2/1-11/7)	633,941,046	582,055,552	-51,885,494	-8.18%

3- NO. OF TRANSACTIONS

	2018	2019	NET CHANGE	CHANGE (%)
Daily	1,743	2,604	861	49.40%
Cumulative(1/7-11/7)	13,126	26,363	13,237	100.85%
Cumulative(2/1-11/7)	287,180	269,798	-17,382	-6.05%

4- SOME FINANCIAL RATIOS FOR THE ASE (11/7/2019)

SECTOR	P/E	P/BV	DIVIDEND YIELD (%)	TURNOVER (%)
FINANCIAL	11.453	1.023	5.614	0.050
SERVICES	16.670	1.162	5.258	0.152
INDUSTRY	19.672	1.324	4.002	0.077
OVERALL	12.154	1.114	5.483	0.078

5- STOCK PRICE INDEX WEIGHTED BY FREE FLOAT MARKET CAPITALIZATION (1999=1000)

	WEDNESDAY 10/07/2019	THURSDAY 11/07/2019	% CHANGE	
			DAY BEFORE	YTD
GENERAL	1882.2	1876.8	-0.29%	-1.68%
FINANCIAL	2569.6	2565.1	-0.18%	-3.30%
SERVICES	1320.5	1320.0	-0.04%	3.14%
INDUSTRY	1852.1	1832.0	-1.08%	-2.69%

6- STOCK PRICE INDEX WEIGHTED BY MARKET CAPITALIZATION (1991=1000)

	WEDNESDAY 10/07/2019	THURSDAY 11/07/2019	% CHANGE	
			DAY BEFORE	YTD
GENERAL	3656.1	3641.5	-0.40%	-4.10%
BANKS	7590.2	7581.3	-0.12%	-8.06%
INSURANCE	1330.7	1323.4	-0.55%	-3.86%
SERVICES	773.9	775.4	0.20%	-2.68%
INDUSTRY	2516.3	2477.7	-1.53%	7.20%

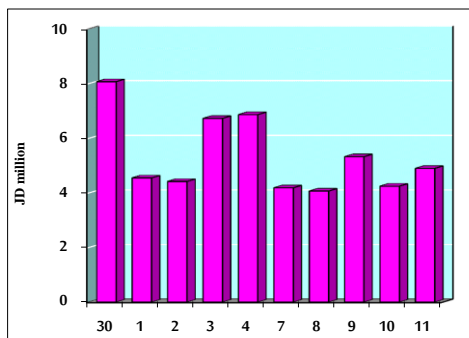
7- STOCK PRICE MARKET INDEX WEIGHTED BY FREE FLOAT MARKET CAP. (2012=1000)

	WEDNESDAY 10/07/2019	THURSDAY 11/07/2019	% CHANGE	
			DAY BEFORE	YTD
FIRST MARKET	992.2	988.3	-0.39%	-2.28%
SECOND MARKET	876.4	879.3	0.33%	5.73%

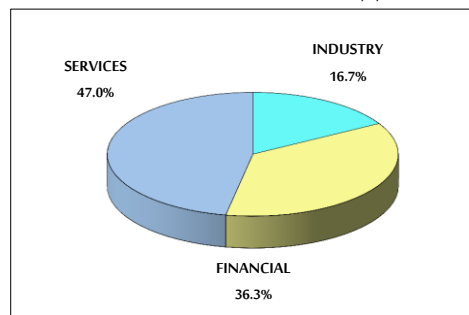
8- MARKET CAPITALIZATION (JD)

ASE MARKET CAPITALIZATION	15,519,761,464	15,460,093,502	-0.38%	-4.11%
---------------------------	----------------	----------------	--------	--------

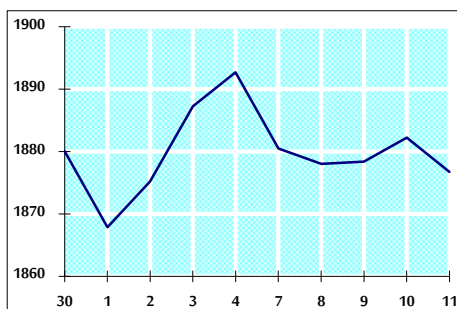
VALUE TRADED FROM 30/6 TO 11/7/2019



VALUE TRADED BY SECTOR THURSDAY 11/7/2019



GENERAL FREE FLOAT PRICE INDEX FROM 30/6 TO 11/7/2019



GENERAL PRICE INDEX FROM 30/6 TO 11/7/2019

