

Daily Summary for Amman Stock Exchange

1- VALUE TRADED (JD)

	2018	2019	NET CHANGE	CHANGE (%)
Daily	2,987,841	8,331,482	5,343,641	178.85%
Cumulative(1/7-14/7)	32,769,993	53,648,890	20,878,897	63.71%
Cumulative(2/1-14/7)	813,857,168	721,714,599	-92,142,569	-11.32%

2- NO. OF SHARES TRADED

	2018	2019	NET CHANGE	CHANGE (%)
Daily	2,960,904	6,480,332	3,519,428	118.86%
Cumulative(1/7-14/7)	32,912,826	54,281,208	21,368,382	64.92%
Cumulative(2/1-14/7)	636,901,950	588,535,884	-48,366,066	-7.59%

3- NO. OF TRANSACTIONS

	2018	2019	NET CHANGE	CHANGE (%)
Daily	1,330	2,461	1,131	85.04%
Cumulative(1/7-14/7)	14,456	28,824	14,368	99.39%
Cumulative(2/1-14/7)	288,510	272,259	-16,251	-5.63%

4- SOME FINANCIAL RATIOS FOR THE ASE (14/7/2019)

SECTOR	P/E	P/BV	DIVIDEND YIELD (%)	TURNOVER (%)
FINANCIAL	11.430	1.021	5.625	0.079
SERVICES	16.661	1.162	5.261	0.114
INDUSTRY	19.689	1.326	3.999	0.143
OVERALL	12.139	1.112	5.491	0.096

5- STOCK PRICE INDEX WEIGHTED BY FREE FLOAT MARKET CAPITALIZATION (1999=1000)

	THURSDAY 11/07/2019	SUNDAY 14/07/2019	% CHANGE	
			DAY BEFORE	YTD
GENERAL	1876.8	1876.9	0.01%	-1.67%
FINANCIAL	2565.1	2563.7	-0.05%	-3.35%
SERVICES	1320.0	1320.6	0.05%	3.19%
INDUSTRY	1832.0	1834.4	0.13%	-2.57%

6- STOCK PRICE INDEX WEIGHTED BY MARKET CAPITALIZATION (1991=1000)

	THURSDAY 11/07/2019	SUNDAY 14/07/2019	% CHANGE	
			DAY BEFORE	YTD
GENERAL	3641.5	3636.8	-0.13%	-4.22%
BANKS	7581.3	7560.3	-0.28%	-8.32%
INSURANCE	1323.4	1325.1	0.13%	-3.73%
SERVICES	775.4	776.0	0.08%	-2.61%
INDUSTRY	2477.7	2481.0	0.13%	7.34%

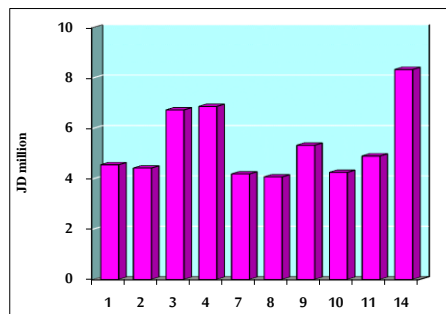
7- STOCK PRICE MARKET INDEX WEIGHTED BY FREE FLOAT MARKET CAP. (2012=1000)

	THURSDAY 11/07/2019	SUNDAY 14/07/2019	% CHANGE	
			DAY BEFORE	YTD
FIRST MARKET	988.3	987.4	-0.09%	-2.37%
SECOND MARKET	879.3	884.2	0.56%	6.33%

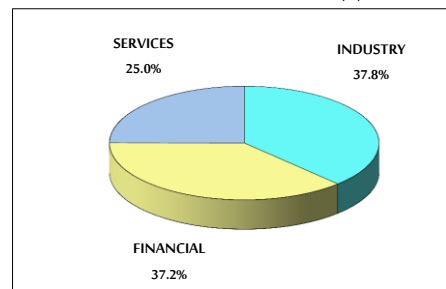
8- MARKET CAPITALIZATION (JD)

ASE MARKET CAPITALIZATION	15,460,093,502	15,442,093,838	-0.12%	-4.22%
---------------------------	----------------	----------------	--------	--------

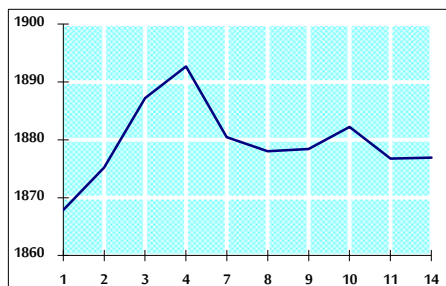
VALUE TRADED FROM 1/7 TO 14/7/2019



VALUE TRADED BY SECTOR SUNDAY 14/7/2019



GENERAL FREE FLOAT PRICE INDEX FROM 1/7 TO 14/7/2019



GENERAL PRICE INDEX FROM 1/7 TO 14/7/2019

