

Daily Summary for Amman Stock Exchange

1- VALUE TRADED (JD)

	2018	2019	NET CHANGE	CHANGE (%)
Daily	51,547,057	4,899,203	-46,647,854	-90.50%
Cumulative(1/8-1/8)	51,547,057	4,899,203	-46,647,854	-90.50%
Cumulative(2/1-1/8)	938,152,630	822,708,434	-115,444,196	-12.31%

2- NO. OF SHARES TRADED

	2018	2019	NET CHANGE	CHANGE (%)
Daily	9,898,859	5,389,793	-4,509,066	-45.55%
Cumulative(1/8-1/8)	9,898,859	5,389,793	-4,509,066	-45.55%
Cumulative(2/1-1/8)	686,496,893	694,176,531	7,679,638	1.12%

3- NO. OF TRANSACTIONS

	2018	2019	NET CHANGE	CHANGE (%)
Daily	1,479	2,465	986	66.67%
Cumulative(1/8-1/8)	1,479	2,465	986	66.67%
Cumulative(2/1-1/8)	306,936	306,938	2	0.00%

4- SOME FINANCIAL RATIOS FOR THE ASE (1/8/2019)

SECTOR	P/E	P/BV	DIVIDEND YIELD (%)	TURNOVER (%)
FINANCIAL	11.226	1.003	5.728	0.078
SERVICES	16.724	1.166	5.242	0.074
INDUSTRY	20.389	1.373	3.861	0.095
OVERALL	12.114	1.110	5.502	0.080

5- STOCK PRICE INDEX WEIGHTED BY FREE FLOAT MARKET CAPITALIZATION (1999=1000)

	WEDNESDAY 31/07/2019	THURSDAY 01/08/2019	% CHANGE	
			DAY BEFORE	YTD
GENERAL	1873.5	1870.1	-0.18%	-2.03%
FINANCIAL	2536.2	2528.1	-0.32%	-4.70%
SERVICES	1332.0	1331.7	-0.02%	4.05%
INDUSTRY	1857.3	1856.2	-0.06%	-1.41%

6- STOCK PRICE INDEX WEIGHTED BY MARKET CAPITALIZATION (1991=1000)

	WEDNESDAY 31/07/2019	THURSDAY 01/08/2019	% CHANGE	
			DAY BEFORE	YTD
GENERAL	3639.0	3629.9	-0.25%	-4.40%
BANKS	7474.2	7422.3	-0.70%	-9.99%
INSURANCE	1310.4	1319.7	0.71%	-4.13%
SERVICES	768.0	769.2	0.15%	-3.47%
INDUSTRY	2579.2	2595.3	0.62%	12.28%

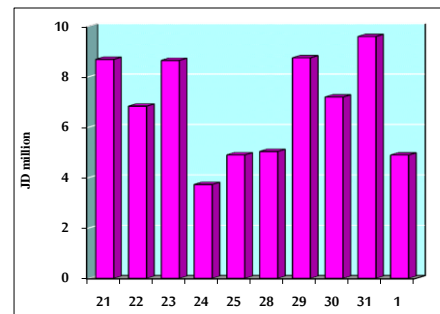
7- STOCK PRICE MARKET INDEX WEIGHTED BY FREE FLOAT MARKET CAP. (2012=1000)

	WEDNESDAY 31/07/2019	THURSDAY 01/08/2019	% CHANGE	
			DAY BEFORE	YTD
FIRST MARKET	986.9	985.6	-0.13%	-2.54%
SECOND MARKET	865.8	862.6	-0.36%	3.73%

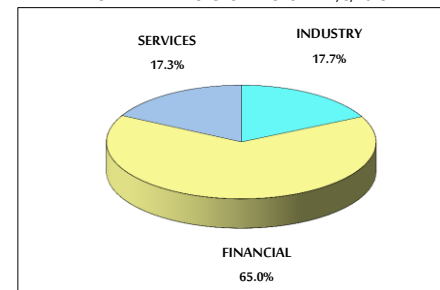
8- MARKET CAPITALIZATION (JD)

ASE MARKET CAPITALIZATION	15,432,065,502	15,389,794,179	-0.27%	-4.55%
---------------------------	----------------	----------------	--------	--------

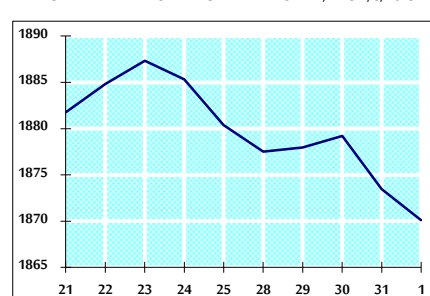
VALUE TRADED FROM 21/7 TO 1/8/2019



VALUE TRADED BY SECTOR THURSDAY 1/8/2019



GENERAL FREE FLOAT PRICE INDEX FROM 21/7 TO 1/8/2019



GENERAL PRICE INDEX FROM 21/7 TO 1/8/2019

