

Daily Summary for Amman Stock Exchange

1- VALUE TRADED (JD)

	2018	2019	NET CHANGE	CHANGE (%)
Daily	13,403,186	3,540,198	-9,862,988	-73.59%
Cumulative(1/8-6/8)	110,605,976	16,477,141	-94,128,835	-85.10%
Cumulative(2/1-6/8)	997,211,549	834,286,372	-162,925,177	-16.34%

2- NO. OF SHARES TRADED

	2018	2019	NET CHANGE	CHANGE (%)
Daily	5,104,913	3,278,757	-1,826,156	-35.77%
Cumulative(1/8-6/8)	26,722,555	16,277,886	-10,444,669	-39.09%
Cumulative(2/1-6/8)	703,320,589	705,064,624	1,744,035	0.25%

3- NO. OF TRANSACTIONS

	2018	2019	NET CHANGE	CHANGE (%)
Daily	1,538	1,858	320	20.81%
Cumulative(1/8-6/8)	6,180	8,236	2,056	33.27%
Cumulative(2/1-6/8)	311,637	312,709	1,072	0.34%

4- SOME FINANCIAL RATIOS FOR THE ASE (6/8/2019)

SECTOR	P/E	P/BV	DIVIDEND YIELD (%)	TURNOVER (%)
FINANCIAL	11.252	1.005	5.714	0.054
SERVICES	16.565	1.155	5.292	0.038
INDUSTRY	20.076	1.352	3.922	0.039
OVERALL	12.067	1.106	5.523	0.048

5- STOCK PRICE INDEX WEIGHTED BY FREE FLOAT MARKET CAPITALIZATION (1999=1000)

	MONDAY 05/08/2019	TUESDAY 06/08/2019	% CHANGE	
			DAY BEFORE	YTD
GENERAL	1861.9	1859.8	-0.11%	-2.57%
FINANCIAL	2529.6	2528.4	-0.05%	-4.69%
SERVICES	1315.1	1311.2	-0.29%	2.46%
INDUSTRY	1839.7	1835.8	-0.21%	-2.49%

6- STOCK PRICE INDEX WEIGHTED BY MARKET CAPITALIZATION (1991=1000)

	MONDAY 05/08/2019	TUESDAY 06/08/2019	% CHANGE	
			DAY BEFORE	YTD
GENERAL	3616.0	3615.7	-0.01%	-4.78%
BANKS	7426.1	7440.6	0.20%	-9.77%
INSURANCE	1322.0	1322.7	0.06%	-3.91%
SERVICES	766.1	763.5	-0.34%	-4.19%
INDUSTRY	2557.9	2549.4	-0.33%	10.30%

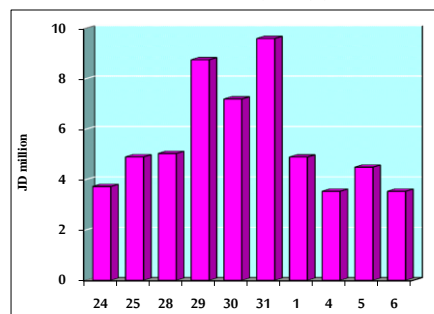
7- STOCK PRICE MARKET INDEX WEIGHTED BY FREE FLOAT MARKET CAP. (2012=1000)

	MONDAY 05/08/2019	TUESDAY 06/08/2019	% CHANGE	
			DAY BEFORE	YTD
FIRST MARKET	982.4	981.4	-0.10%	-2.96%
SECOND MARKET	854.0	852.5	-0.17%	2.51%

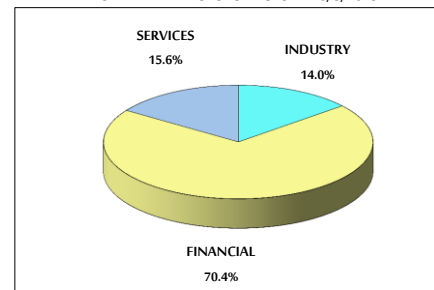
8- MARKET CAPITALIZATION (JD)

ASE MARKET CAPITALIZATION	15,341,138,886	15,337,291,504	-0.03%	-4.87%
---------------------------	----------------	----------------	--------	--------

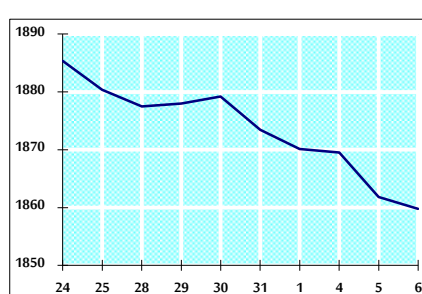
VALUE TRADED FROM 24/7 TO 6/8/2019



VALUE TRADED BY SECTOR TUESDAY 6/8/2019



GENERAL FREE FLOAT PRICE INDEX FROM 24/7 TO 6/8/2019



GENERAL PRICE INDEX FROM 24/7 TO 6/8/2019

