

Daily Summary for Amman Stock Exchange

1- VALUE TRADED (JD)

	2018	2019	NET CHANGE	CHANGE (%)
Daily	4,630,891	2,762,264	-1,868,627	-40.35%
Cumulative(1/8-7/8)	115,236,867	19,239,405	-95,997,462	-83.30%
Cumulative(2/1-7/8)	1,001,842,440	837,048,636	-164,793,804	-16.45%

2- NO. OF SHARES TRADED

	2018	2019	NET CHANGE	CHANGE (%)
Daily	3,708,376	2,835,085	-873,291	-23.55%
Cumulative(1/8-7/8)	30,430,931	19,112,971	-11,317,960	-37.19%
Cumulative(2/1-7/8)	707,028,965	707,899,709	870,744	0.12%

3- NO. OF TRANSACTIONS

	2018	2019	NET CHANGE	CHANGE (%)
Daily	1,643	1,770	127	7.73%
Cumulative(1/8-7/8)	7,823	10,006	2,183	27.90%
Cumulative(2/1-7/8)	313,280	314,479	1,199	0.38%

4- SOME FINANCIAL RATIOS FOR THE ASE (7/8/2019)

SECTOR	P/E	P/BV	DIVIDEND YIELD (%)	TURNOVER (%)
FINANCIAL	11.259	1.006	5.711	0.044
SERVICES	16.531	1.152	5.303	0.038
INDUSTRY	20.234	1.362	3.891	0.040
OVERALL	12.091	1.108	5.512	0.042

5- STOCK PRICE INDEX WEIGHTED BY FREE FLOAT MARKET CAPITALIZATION (1999=1000)

	TUESDAY 06/08/2019	WEDNESDAY 07/08/2019	% CHANGE	
			DAY BEFORE	YTD
GENERAL	1859.8	1862.5	0.15%	-2.43%
FINANCIAL	2528.4	2528.2	-0.01%	-4.69%
SERVICES	1311.2	1315.2	0.30%	2.76%
INDUSTRY	1835.8	1842.6	0.37%	-2.13%

6- STOCK PRICE INDEX WEIGHTED BY MARKET CAPITALIZATION (1991=1000)

	TUESDAY 06/08/2019	WEDNESDAY 07/08/2019	% CHANGE	
			DAY BEFORE	YTD
GENERAL	3615.7	3622.8	0.19%	-4.59%
BANKS	7440.6	7444.2	0.05%	-9.72%
INSURANCE	1322.7	1328.8	0.46%	-3.47%
SERVICES	763.5	760.3	-0.42%	-4.59%
INDUSTRY	2549.4	2573.1	0.93%	11.32%

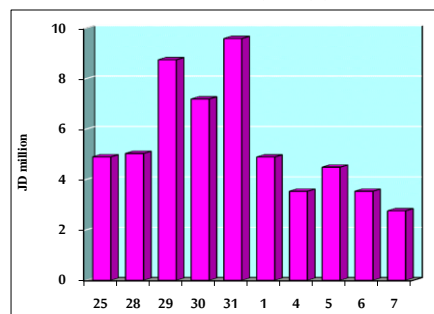
7- STOCK PRICE MARKET INDEX WEIGHTED BY FREE FLOAT MARKET CAP. (2012=1000)

	TUESDAY 06/08/2019	WEDNESDAY 07/08/2019	% CHANGE	
			DAY BEFORE	YTD
FIRST MARKET	981.4	983.0	0.16%	-2.80%
SECOND MARKET	852.5	851.7	-0.09%	2.42%

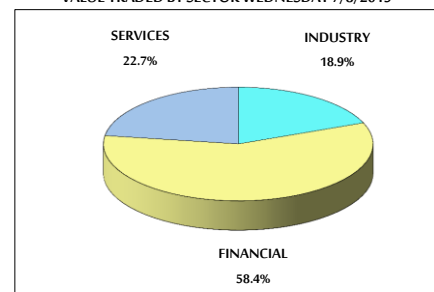
8- MARKET CAPITALIZATION (JD)

ASE MARKET CAPITALIZATION	15,337,291,504	15,364,769,987	0.18%	-4.70%
---------------------------	----------------	----------------	-------	--------

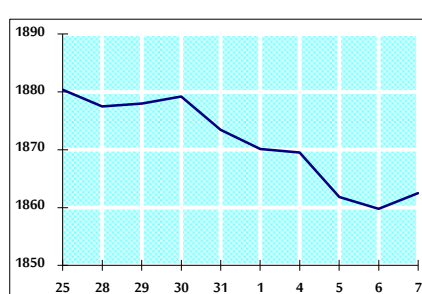
VALUE TRADED FROM 25/7 TO 7/8/2019



VALUE TRADED BY SECTOR WEDNESDAY 7/8/2019



GENERAL FREE FLOAT PRICE INDEX FROM 25/7 TO 7/8/2019



GENERAL PRICE INDEX FROM 25/7 TO 7/8/2019

