

## Daily Summary for Amman Stock Exchange

### 1- VALUE TRADED ( JD )

	2018	2019	NET CHANGE	CHANGE ( % )
Daily	3,536,854	4,410,326	873,472	24.70%
Cumulative(1/8-8/8)	118,773,721	23,649,731	-95,123,990	-80.09%
Cumulative(2/1-8/8)	1,005,379,294	841,458,962	-163,920,332	-16.30%

### 2- NO. OF SHARES TRADED

	2018	2019	NET CHANGE	CHANGE ( % )
Daily	3,104,301	3,553,605	449,304	14.47%
Cumulative(1/8-8/8)	33,535,232	22,666,576	-10,868,656	-32.41%
Cumulative(2/1-8/8)	710,133,266	711,453,314	1,320,048	0.19%

### 3- NO. OF TRANSACTIONS

	2018	2019	NET CHANGE	CHANGE ( % )
Daily	1,760	2,058	298	16.93%
Cumulative(1/8-8/8)	9,583	12,064	2,481	25.89%
Cumulative(2/1-8/8)	315,040	316,537	1,497	0.48%

### 4- SOME FINANCIAL RATIOS FOR THE ASE (8/8/2019)

SECTOR	P/E	P/BV	DIVIDEND YIELD (%)	TURNOVER (%)
FINANCIAL	11.274	1.007	5.703	0.059
SERVICES	16.651	1.161	5.265	0.039
INDUSTRY	20.250	1.363	3.888	0.046
OVERALL	12.117	1.110	5.501	0.053

### 5- STOCK PRICE INDEX WEIGHTED BY FREE FLOAT MARKET CAPITALIZATION (1999=1000)

	WEDNESDAY 07/08/2019	THURSDAY 08/08/2019	% CHANGE	
			DAY BEFORE	YTD
GENERAL	1862.5	1868.7	0.33%	-2.10%
FINANCIAL	2528.2	2534.6	0.25%	-4.45%
SERVICES	1315.2	1322.9	0.59%	3.37%
INDUSTRY	1842.6	1845.4	0.15%	-1.98%

### 6- STOCK PRICE INDEX WEIGHTED BY MARKET CAPITALIZATION (1991=1000)

	WEDNESDAY 07/08/2019	THURSDAY 08/08/2019	% CHANGE	
			DAY BEFORE	YTD
GENERAL	3622.8	3630.6	0.22%	-4.38%
BANKS	7444.2	7452.8	0.12%	-9.62%
INSURANCE	1328.8	1330.2	0.11%	-3.36%
SERVICES	760.3	764.9	0.62%	-4.00%
INDUSTRY	2573.1	2579.7	0.26%	11.61%

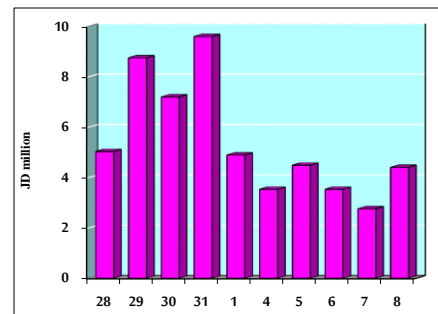
### 7- STOCK PRICE MARKET INDEX WEIGHTED BY FREE FLOAT MARKET CAP. (2012=1000)

	WEDNESDAY 07/08/2019	THURSDAY 08/08/2019	% CHANGE	
			DAY BEFORE	YTD
FIRST MARKET	983.0	985.8	0.28%	-2.52%
SECOND MARKET	851.7	857.0	0.62%	3.05%

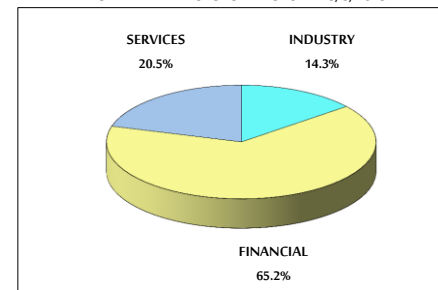
### 8- MARKET CAPITALIZATION (JD)

ASE MARKET CAPITALIZATION	15,364,769,987	15,397,014,796	0.21%	-4.50%
---------------------------	----------------	----------------	-------	--------

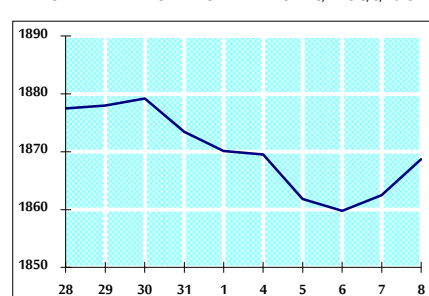
VALUE TRADED FROM 28/7 TO 8/8/2019



VALUE TRADED BY SECTOR THURSDAY 8/8/2019



GENERAL FREE FLOAT PRICE INDEX FROM 28/7 TO 8/8/2019



GENERAL PRICE INDEX FROM 28/7 TO 8/8/2019

