

## Daily Summary for Amman Stock Exchange

### 1- VALUE TRADED ( JD )

	2018	2019	NET CHANGE	CHANGE ( % )
Daily	2,579,337	2,726,783	147,446	5.72%
Cumulative(1/8-15/8)	121,353,058	26,376,514	-94,976,544	-78.26%
Cumulative(2/1-15/8)	1,007,958,631	844,185,745	-163,772,886	-16.25%

### 2- NO. OF SHARES TRADED

	2018	2019	NET CHANGE	CHANGE ( % )
Daily	2,298,996	2,762,750	463,754	20.17%
Cumulative(1/8-15/8)	35,834,228	25,429,326	-10,404,902	-29.04%
Cumulative(2/1-15/8)	712,432,262	714,216,064	1,783,802	0.25%

### 3- NO. OF TRANSACTIONS

	2018	2019	NET CHANGE	CHANGE ( % )
Daily	1,690	1,471	-219	-12.96%
Cumulative(1/8-15/8)	11,273	13,535	2,262	20.07%
Cumulative(2/1-15/8)	316,730	318,008	1,278	0.40%

### 4- SOME FINANCIAL RATIOS FOR THE ASE (15/8/2019)

SECTOR	P/E	P/BV	DIVIDEND YIELD (%)	TURNOVER (%)
FINANCIAL	11.257	1.006	5.712	0.047
SERVICES	16.637	1.160	5.269	0.029
INDUSTRY	20.088	1.353	3.919	0.032
OVERALL	12.079	1.107	5.518	0.041

### 5- STOCK PRICE INDEX WEIGHTED BY FREE FLOAT MARKET CAPITALIZATION (1999=1000)

	THURSDAY 08/08/2019	THURSDAY 15/08/2019	% CHANGE	
			DAY BEFORE	YTD
GENERAL	1868.7	1864.8	-0.21%	-2.31%
FINANCIAL	2534.6	2533.0	-0.06%	-4.51%
SERVICES	1322.9	1321.2	-0.13%	3.23%
INDUSTRY	1845.4	1832.4	-0.70%	-2.67%

### 6- STOCK PRICE INDEX WEIGHTED BY MARKET CAPITALIZATION (1991=1000)

	THURSDAY 08/08/2019	THURSDAY 15/08/2019	% CHANGE	
			DAY BEFORE	YTD
GENERAL	3630.6	3619.2	-0.31%	-4.68%
BANKS	7452.8	7440.7	-0.16%	-9.77%
INSURANCE	1330.2	1332.6	0.18%	-3.19%
SERVICES	764.9	764.5	-0.05%	-4.05%
INDUSTRY	2579.7	2557.7	-0.85%	10.66%

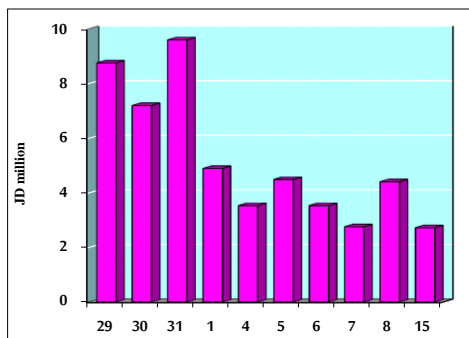
### 7- STOCK PRICE MARKET INDEX WEIGHTED BY FREE FLOAT MARKET CAP. (2012=1000)

	THURSDAY 08/08/2019	THURSDAY 15/08/2019	% CHANGE	
			DAY BEFORE	YTD
FIRST MARKET	985.8	983.6	-0.23%	-2.74%
SECOND MARKET	857.0	854.9	-0.25%	2.80%

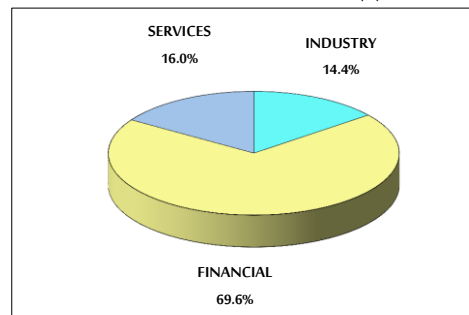
### 8- MARKET CAPITALIZATION (JD)

ASE MARKET CAPITALIZATION	15,397,014,796	15,353,529,681	-0.28%	-4.77%
---------------------------	----------------	----------------	--------	--------

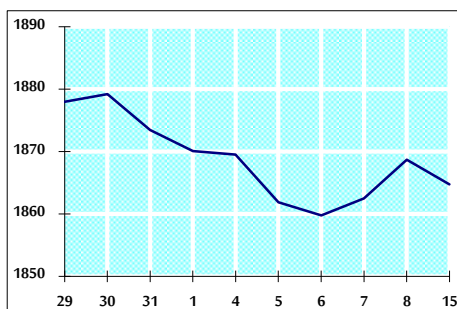
VALUE TRADED FROM 29/7 TO 15/8/2019



VALUE TRADED BY SECTOR THURSDAY 15/8/2019



GENERAL FREE FLOAT PRICE INDEX FROM 29/7 TO 15/8/2019



GENERAL PRICE INDEX FROM 29/7 TO 15/8/2019

